

YAMAHA TENERÉ 700 '19-

M O U N T I N G I N S T R U C T I O N S

REF 3730

REAR MUDGUARD



1 Person



20 min



EASY



ALLEN
Nº 3
Nº 4

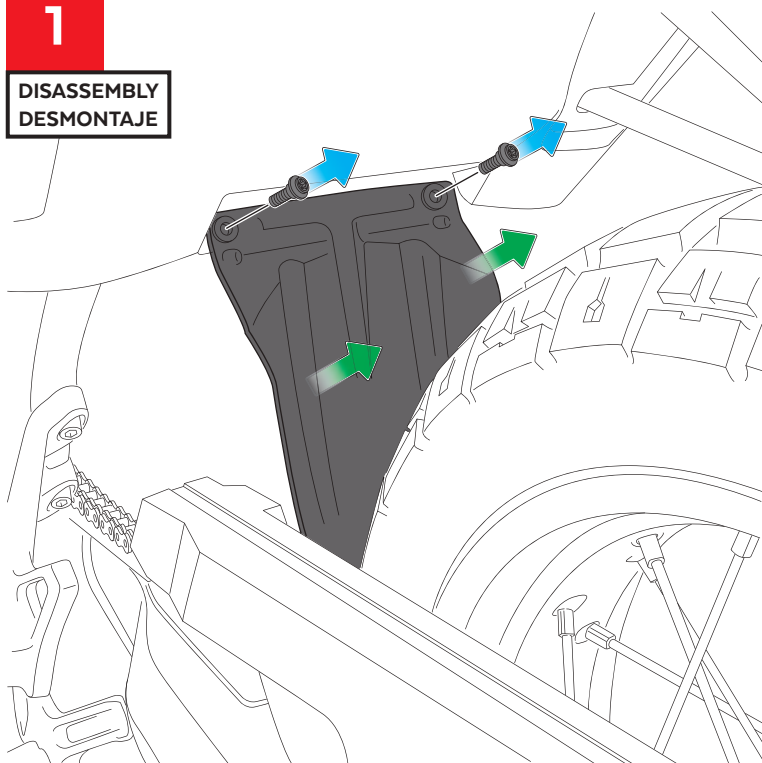
ID	PIEZA/PART	DESCRIPCIÓN	DESCRIPTION	QTY	REF
1		Guardabarros	Mudguard	1	3730J
2		Soporte metálico	Metal support	1	SOPORIP2-L-3730
3		Tuerca enjaulada de aluminio M6 (se suministra montada)	Lock nut M6 (supplied assembled)	2	TUERCAJFM6--716
4		Tornillo Allen M6x20 Ø14 ISO7380	M6x20 Ø14 ISO7380 Allen screw	2	TORNI-I7380-404
5		Tornillo Allen M5x20 Ø11 ISO7380	M5x20 Ø11 ISO7380 Allen screw	2	TORNIAI7380-387
6		Tapón tornillo M5	M5 screw cap	2	TAPON-----85
7		Tapón tornillo M6	M6 screw cap	2	TAPON-----86
8		Silentblock Ø18x Ø9 xØ11 x8	Ø18x Ø9 xØ11 x8 silentblock	2	SILENBGONE--064
9		Casquillo con valona Ø15 xØ9 x7,5	Ø15 xØ9 x7,5 bush with flange	2	CASQUI-1A---324
10		Silentblock Ø9x Ø6 x8	Ø9x Ø6 x8 silentblock	2	AROPASACABLES-3
11		Casquillo con valona Ø12 xØ6,8 x7,3	Ø12 xØ6,8 x7,3 bush with flange	2	CASQUI-1A---750

YAMAHA TENERÉ 700 '19-

INSTRUCCIONES DE MONTAJE - MOUNTING INSTRUCTIONS - MONTAGEANLEITUNG

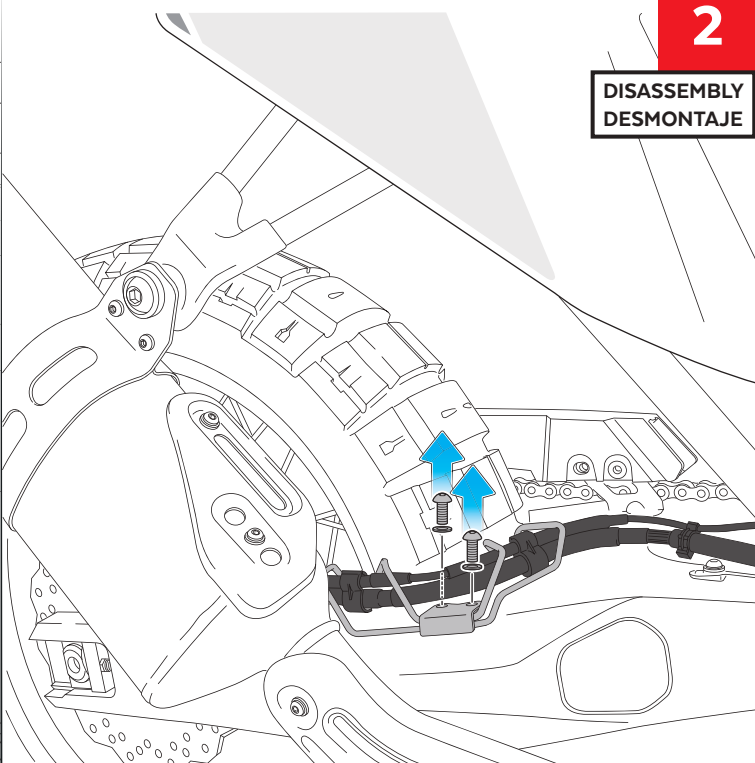
1

DISASSEMBLY
DESMONTAJE



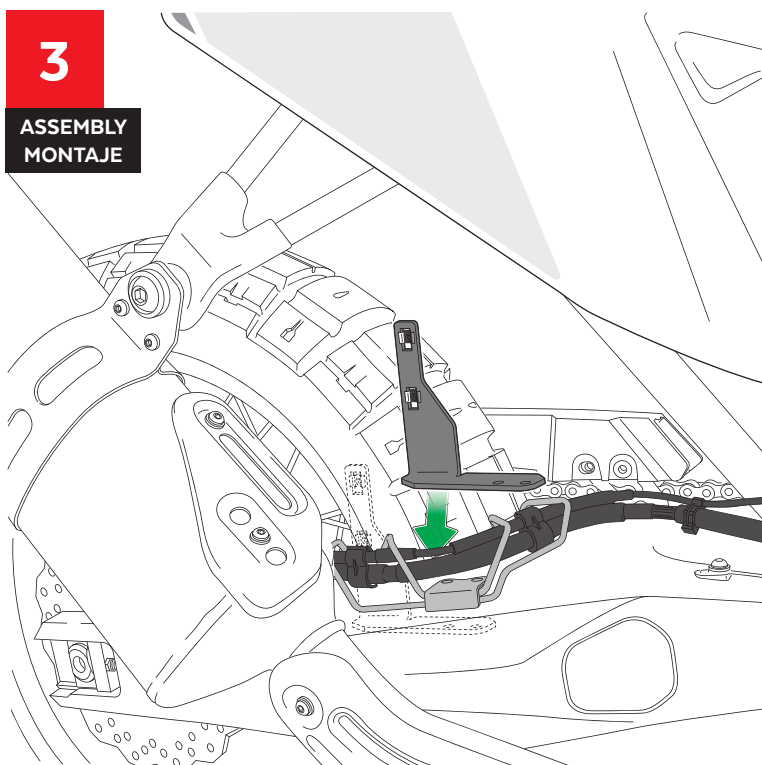
2

DISASSEMBLY
DESMONTAJE



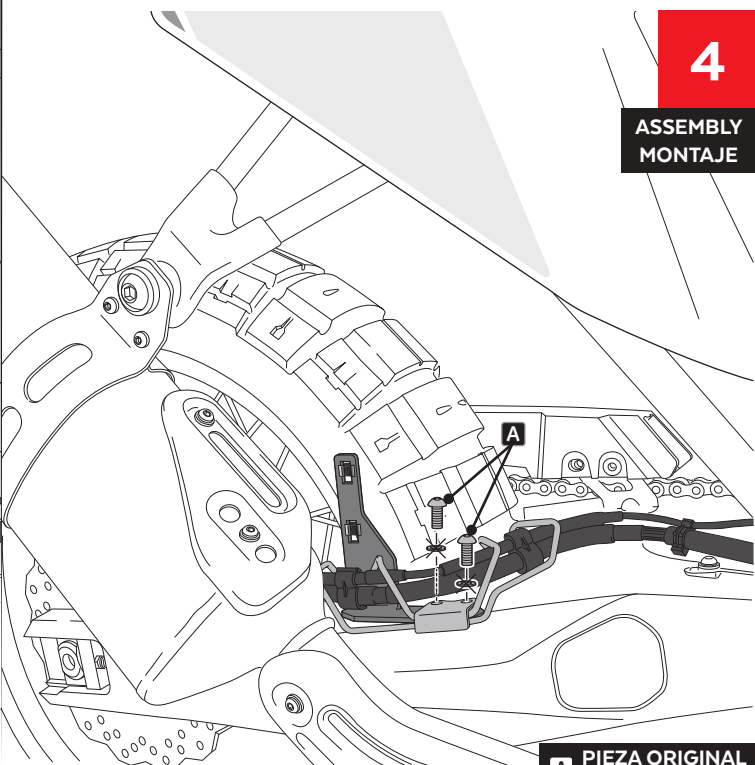
3

ASSEMBLY
MONTAJE



4

ASSEMBLY
MONTAJE



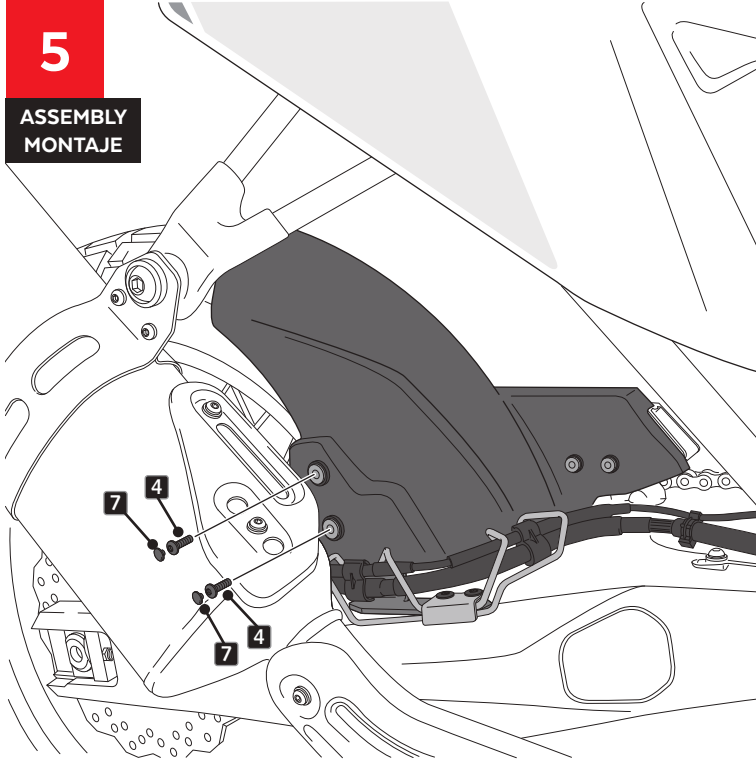
A PIEZA ORIGINAL
ORIGINAL PART

YAMAHA TENERÉ 700 '19-

INSTRUCCIONES DE MONTAJE - MOUNTING INSTRUCTIONS - MONTAGEANLEITUNG

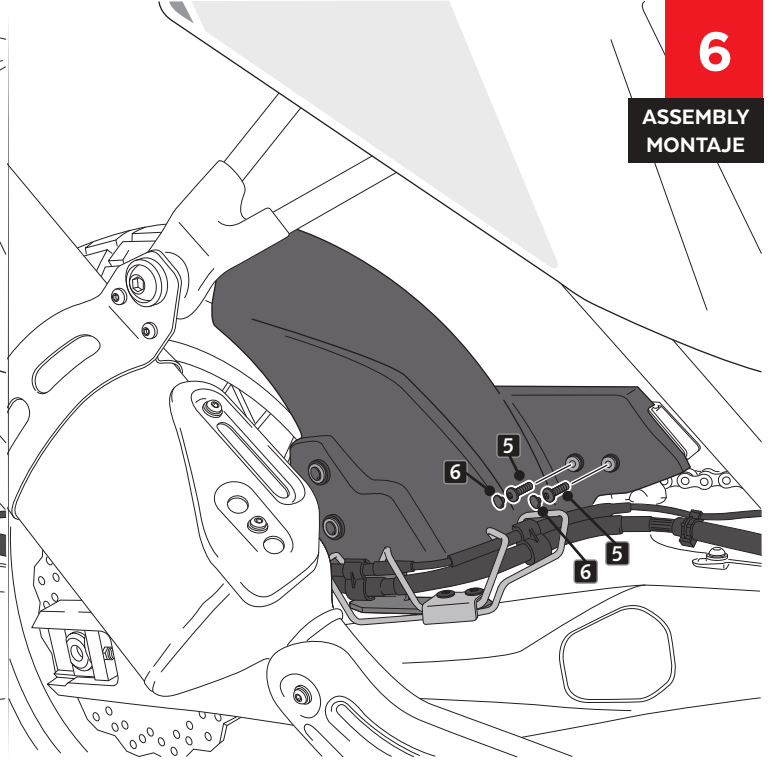
5

ASSEMBLY
MONTAJE



6

ASSEMBLY
MONTAJE



EXPLOTING

