

HONDA REBEL CMX 500-300 '17-

M O U N T I N G I N S T R U C T I O N S

REF 3701

ALUMINIUM FRONT PLATE

REF 3702

ABS FRONT PLATE



1 Person



15 min

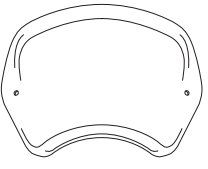
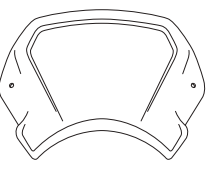
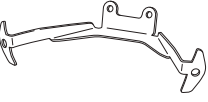










EASY



ALLEN
Nº 3
Nº 5



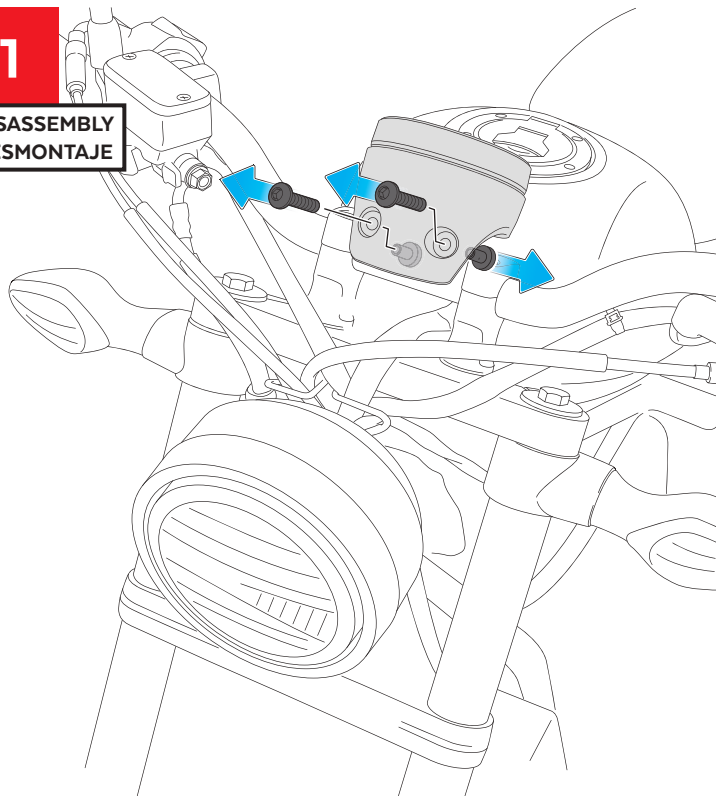
| ID | PIEZA/PART | DESCRIPCIÓN | DESCRIPTION | QTY | REF |
|----|---|--|--|-----|-----------------|
| 1 |  | Placa frontal ABS | ABS front plate | 1 | 10526J/C |
| |  | Placa frontal Aluminio | Aluminium front plate | | 9807P/N |
| 2 |  | Soporte metálico | Metal support (R1) | 1 | SOP1P5-----3701 |
| 3 |  | Silentblock M5 | M5 silentblock | 2 | SILENBTM5-046/1 |
| 4 |  | Arandela de nylon M5x1 | M5x1 nylon washer | 2 | ARNV0000000245 |
| 5 |  | Tornillo Allen M5x16 ISO7380 (INOX) | M5x16 ISO7380 Allen screw (INOX) | 2 | TORNIAI7380-314 |
| 6 |  | Tapón tornillo M5 | M5 screw cap | 2 | TAPON-----85 |
| 7 |  | Separador de silicona Ø8 x2 (se suministra montado con pieza 2) | Ø8 x2 silicon spacers (supplied already mounted on items 2) | 4 | ADHESI-GT-D8--- |
| 8 |  | Ribete autoadhesivo (longitud de 190mm , 6,2X2,6mm) | Selft-autoadhesive trim (length 190mm ,6,2 x2,6mm) | 1 | PERFIL-PVC-1048 |
| 9 |  | Kit adhesivos | Stickers set | 1 | 10535 |
| 10 |  | Tornillo Allen M5x16 ISO7380 | M5x16 ISO7380 Allen screw | 2 | TORNI-I7380-493 |

HONDA REBEL CMX 500-300 '17-

INSTRUCCIONES DE MONTAJE - MOUNTING INSTRUCTIONS - MONTAGEANLEITUNG


1

DISASSEMBLY
DESMONTAJE



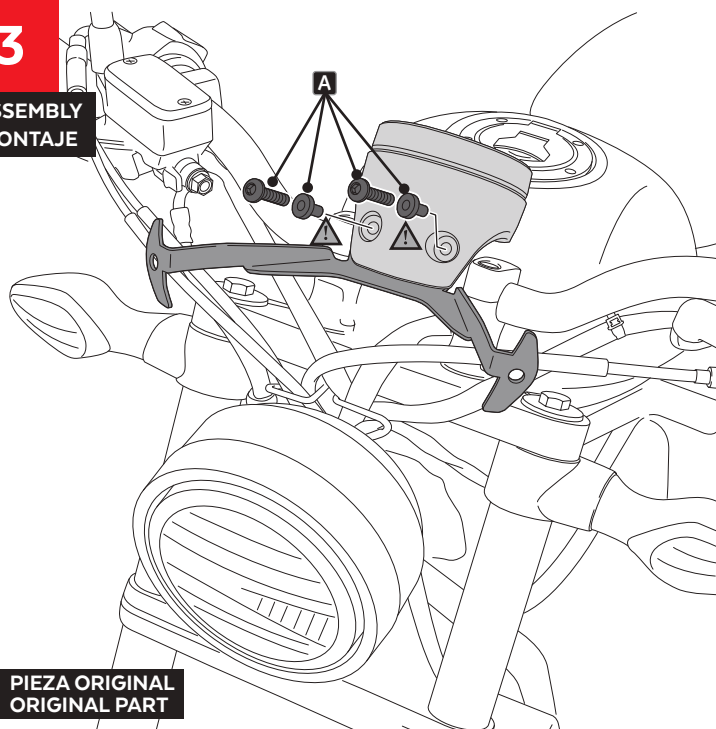
2

ASSEMBLY
MONTAJE



3

ASSEMBLY
MONTAJE



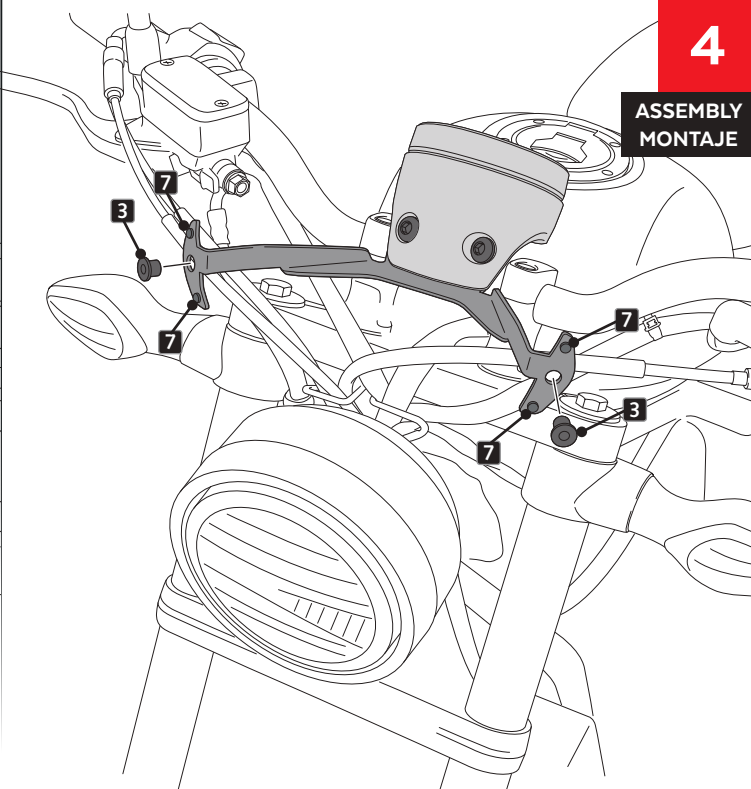
A PIEZA ORIGINAL
ORIGINAL PART



ATENCIÓN CON LA POSICIÓN DE LA PIEZA ORIGINAL
ATTENTION WITH ORIGINAL PIECE POSITION

4

ASSEMBLY
MONTAJE

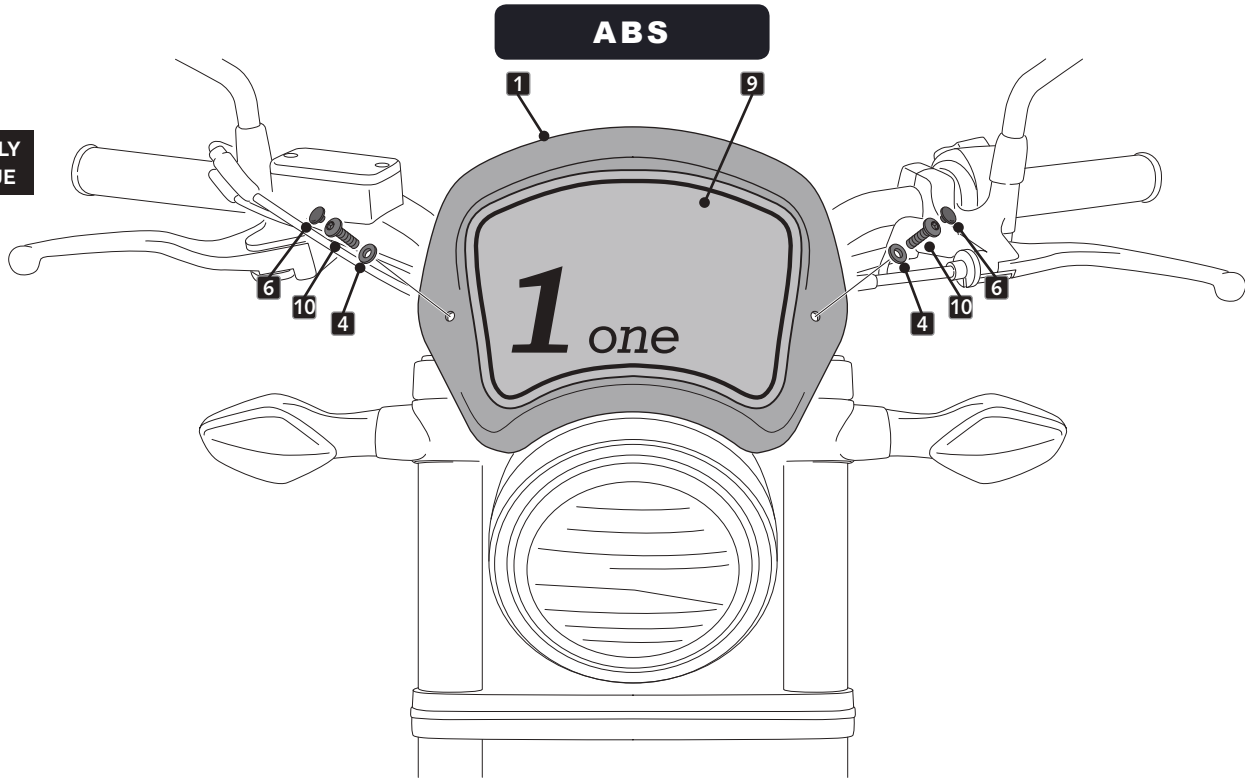


HONDA REBEL CMX 500-300 '17-

INSTRUCCIONES DE MONTAJE - MOUNTING INSTRUCTIONS - MONTAGEANLEITUNG

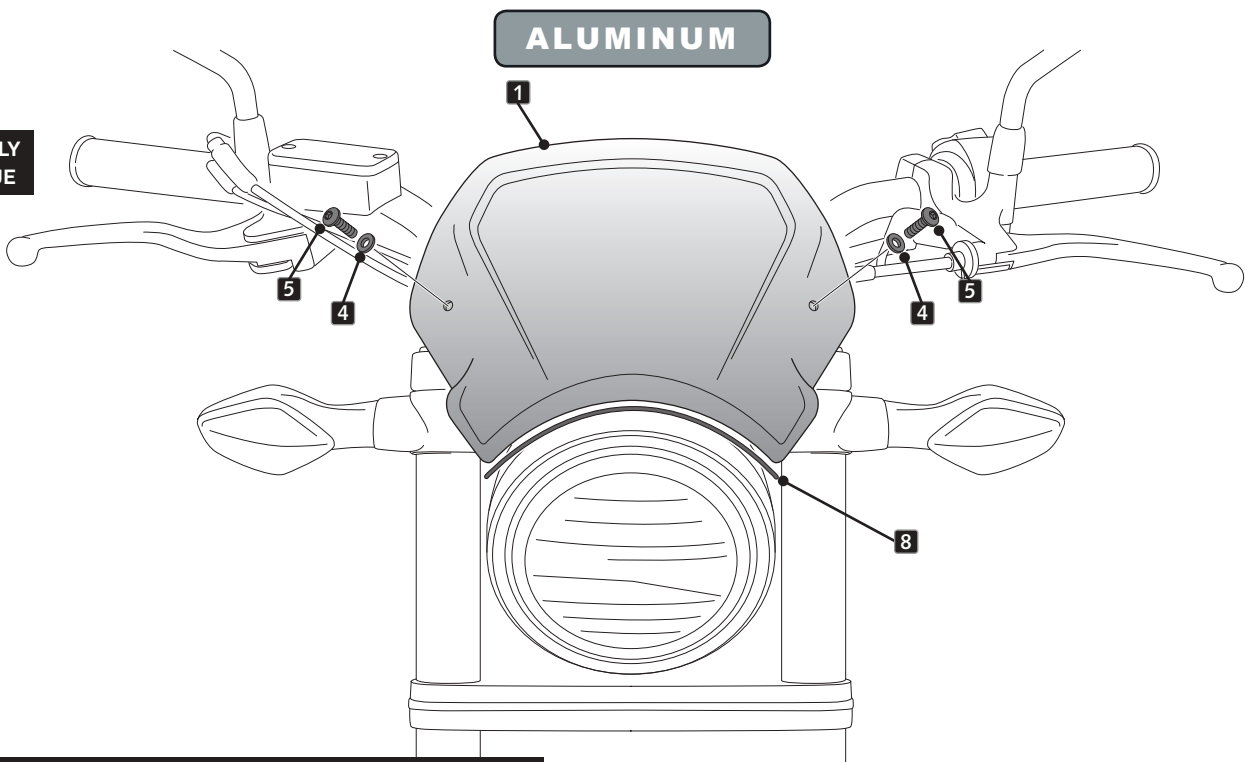
5

ASSEMBLY
MONTAJE



6

ASSEMBLY
MONTAJE



PONER RIBETE ANTES DE MONTAR LA PLACA FRONTAL.
PLACE TRIM BEFORE MOUNTING THE FRONT PLATE.