

HONDA CRF1000L AFRICA TWIN / ADVENTURE SPORTS

M O U N T I N G I N S T R U C T I O N S

REF 3493

MANUAL REGULATION SYSTEM FOR WINDSHIELDS



1 Person



20 min



EASY



ALLEN

Nº 3
Nº 5



ID.	PIEZA/PART	DESCRIPCIÓN	DESCRIPTION	QTY.	REF.:
1		Guía izquierda	Left guide	1	SOPOR-8P-6-3493
2		Guía derecha	Right guide	1	SOPOR-8P-6-3493
3		Soporte superior	Upper support	2	SOPOR-8P-6-3493
4		Soporte inferior	Lower support	2	SOPOR-8P-6-3493
5		Pomo M6x16 ISO 4753	M6X16 ISO 4753 Knob	2	MANECILLA-----
6		Casquillo con valona Ø15,87 x Ø8,76 x 2,66mm	Ø15,87 x Ø8,76 x 2,66mm bush with flange	8	ARAND-----3493
7		Distanciador nylon Ø9,53 x Ø14,27 x 12,7mm	Ø9,53 x Ø14,27 x 12,7mm nylon spacer	4	DISTANCIADOR---
8		Tornillo allen M5x11 Ø11 ISO 7380	M5x11 Ø11 ISO 7380 allen screw	6	TORNI-AI----520
9		Arandela de nylon M5x1	M5x1 nylon washer	4	ARNV0000000245
10		Tapón tornillo M5 ISO 7380	M5 ISO 7380 screw cap	4	TAPON-----85
11		Arandela de goma Ø4,5 x Ø11 x 2mm	Ø4,5 x Ø11 x 2mm rubber washer	4	ARAND-EPDM--722

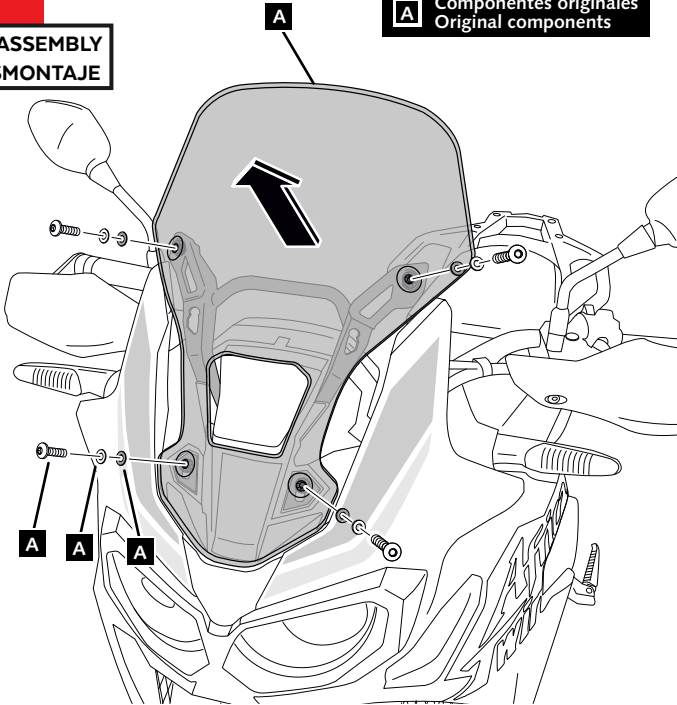
HONDA CRF1000L AFRICA TWIN / ADVENTURE SPORTS

INSTRUCCIONES DE MONTAJE - MOUNTING INSTRUCTIONS - MONTAGEANLEITUNG

1

**DISASSEMBLY
DESMONTAJE**

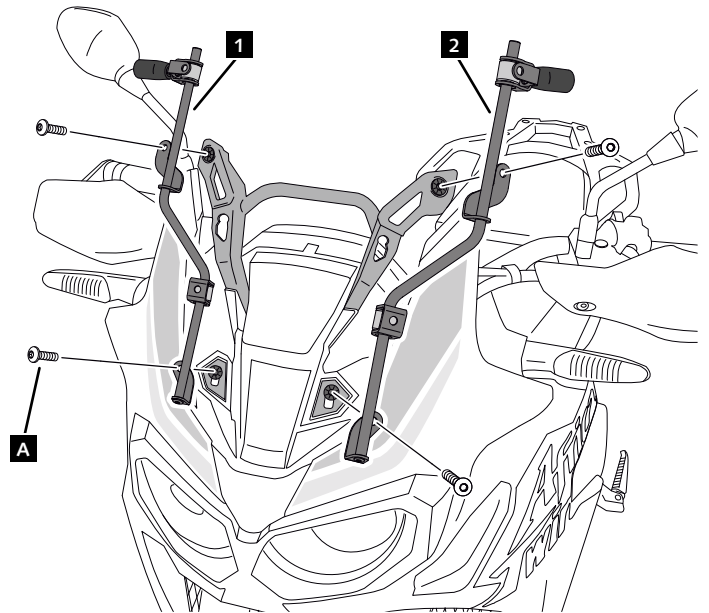
A Componentes originales
Original components



2

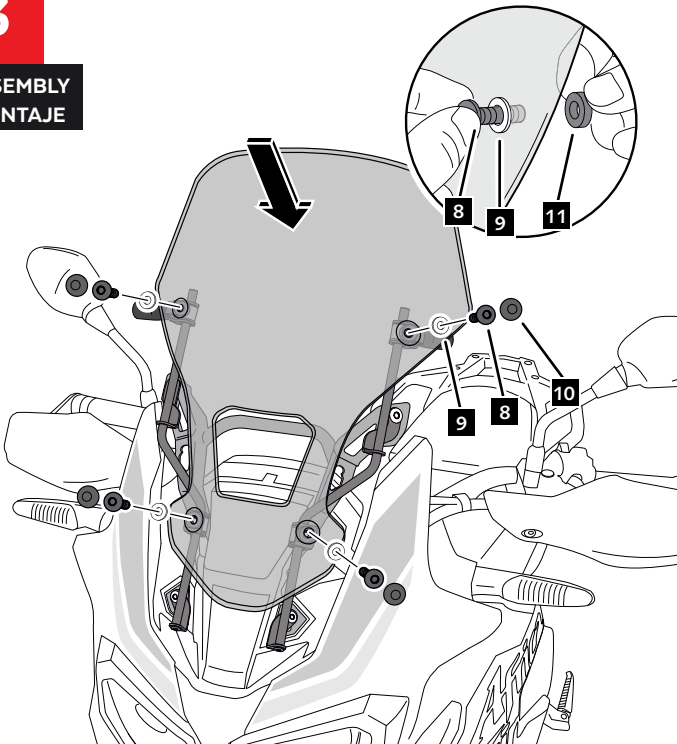
**ASSEMBLY
MONTAJE**

A Tornillería original
Original screws



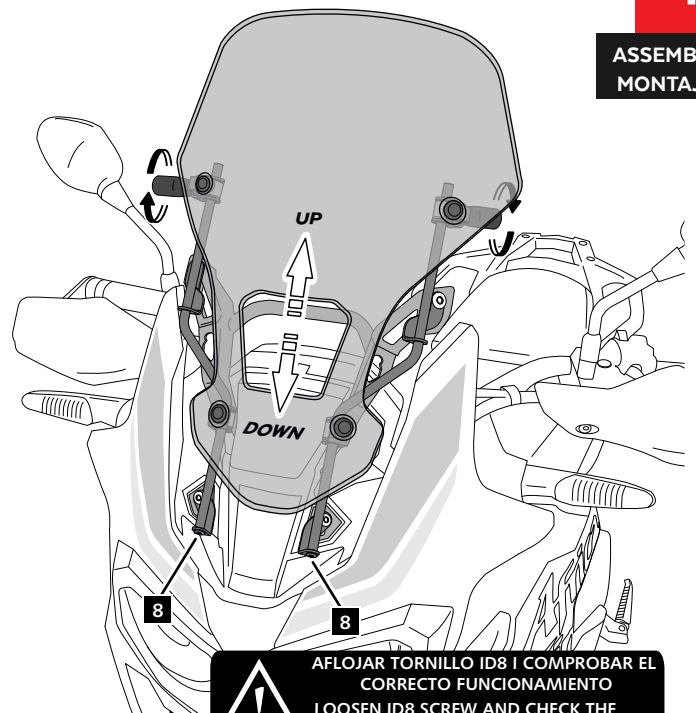
3

**ASSEMBLY
MONTAJE**



4

**ASSEMBLY
MONTAJE**

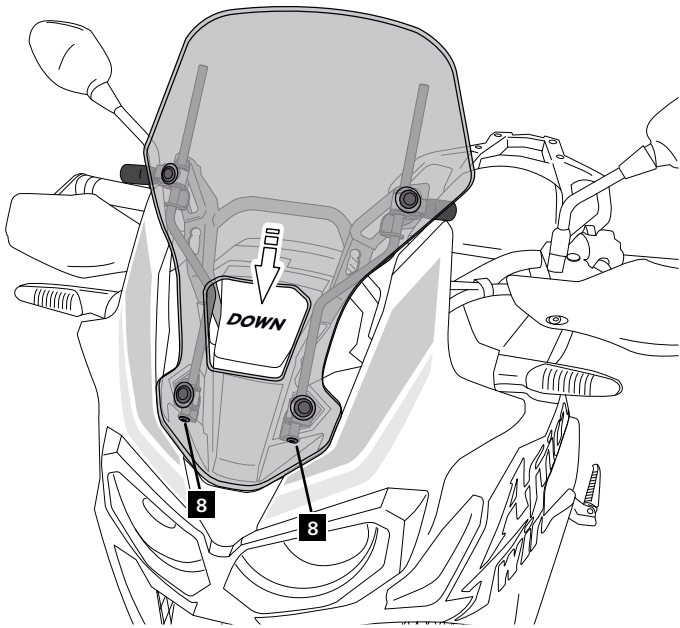


HONDA CRF1000L AFRICA TWIN / ADVENTURE SPORTS

INSTRUCCIONES DE MONTAJE - MOUNTING INSTRUCTIONS - MONTAGEANLEITUNG

5

ASSEMBLY
MONTAJE



CON LA CÚPULA EN LA POSICIÓN MAS BAJA
APRETAR TORNILLOS ID8
POSITION SCREEN ON LOWEST POSITION
AND TIGHTEN ID8 SCREWS

EXPLOTING FOR MANUAL REGULATION SYSTEM

