

HONDA CB1000R '18- / CB650R '19-

REF 3133

SEMI-FAIRING RETRO (BLACK)

REF 3143

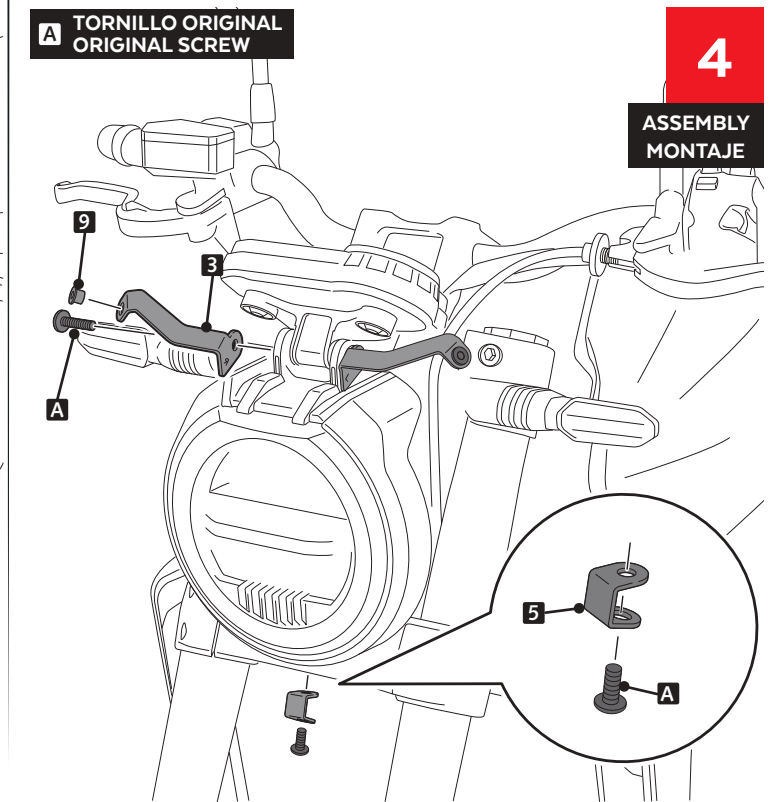
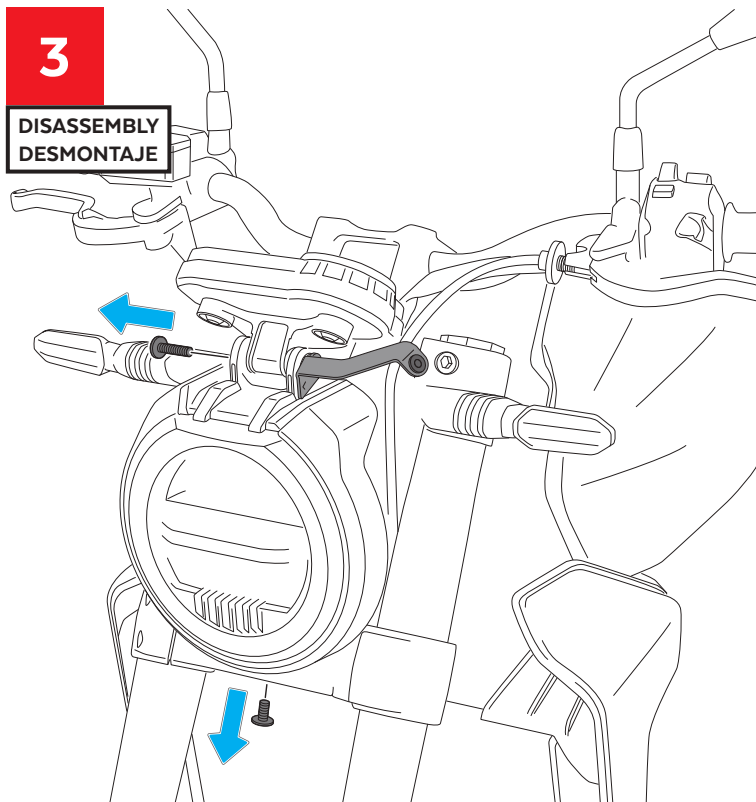
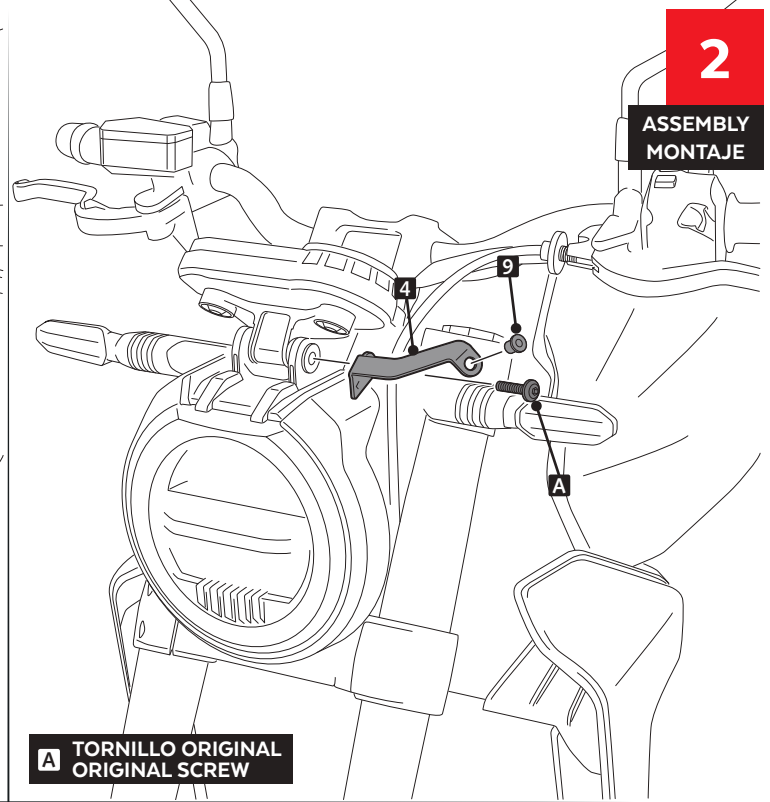
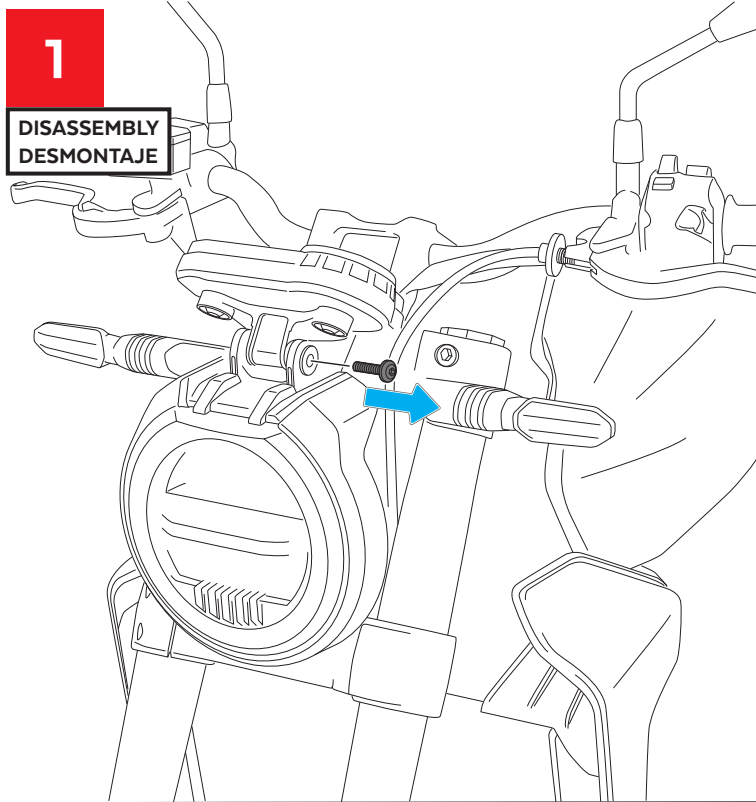
SEMI-FAIRING RETRO (CARBON LOOK)



ID	PIEZA/PART	DESCRIPCIÓN	DESCRIPTION	QTY	REF
1		Cúpula	Screen	1	9196 F/H/N/WM3
2		Carcasa ABS	ABS fairing	1	10647J/C
3		Soporte metálico derecho (R)	right metal support (R)	1	SOPOR-3P-3-3133
4		Soporte metálico izquierdo (L)	left metal support (L)	1	SOPOR-3P-3-3133
5		Soporte inferior	Lower support	1	SOPOR-3P-3-3133
6		Silentblock M4	M4 silentblock	5	SILENBTM4---062
7		Tornillo Allen M4x16 ISO 7380	M4x16 ISO7380 Allen screw	5	TORNIAI7380-310
8		Arandela nylon M4x0,5	M4x0,5 nylon washer	5	ARNV00000000311
9		Silentblock M5	M5 silentblock	3	SILENBTM5-046/1
10		Tornillo Allen M5x16 Ø11 ISO 7380	M5x16 Ø11 ISO 7380 Allen screw	3	TORNI-I7380-493
11		Arandela de nylon M5x1	M5x1 Nylon washer	3	ARNV00000000245
12		Tapón tornillo M5 ISO 7380	M5 ISO 7380 Allen screw cap	3	TAPON-----85
13		Kit adhesivos	Sticker set	1	10590

HONDA CB1000R '18- / CB650R '19-

INSTRUCCIONES DE MONTAJE - MOUNTING INSTRUCTIONS - MONTAGEANLEITUNG

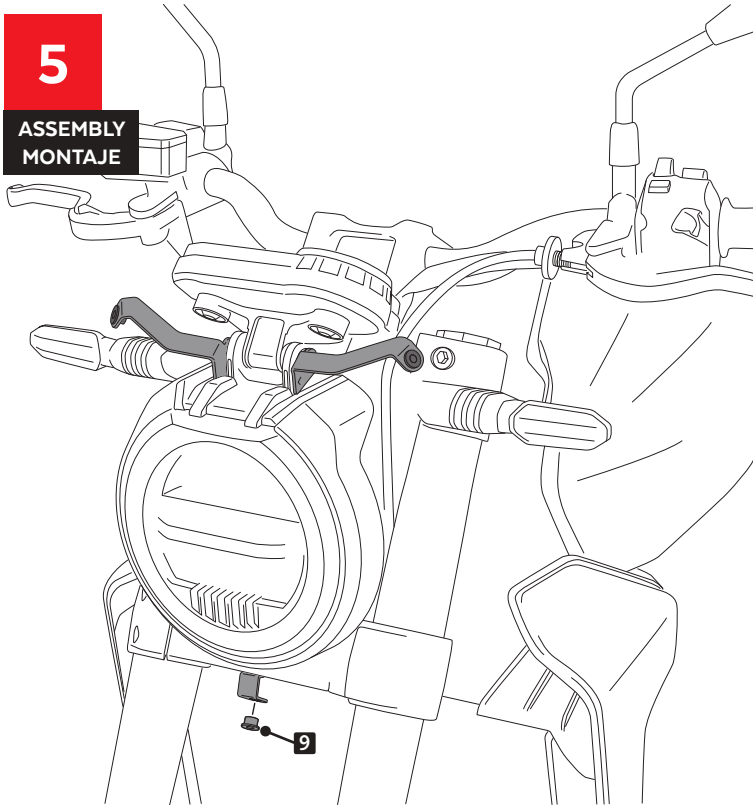


HONDA CB1000R '18- / CB650R '19-

INSTRUCCIONES DE MONTAJE - MOUNTING INSTRUCTIONS - MONTAGEANLEITUNG

5

ASSEMBLY
MONTAJE



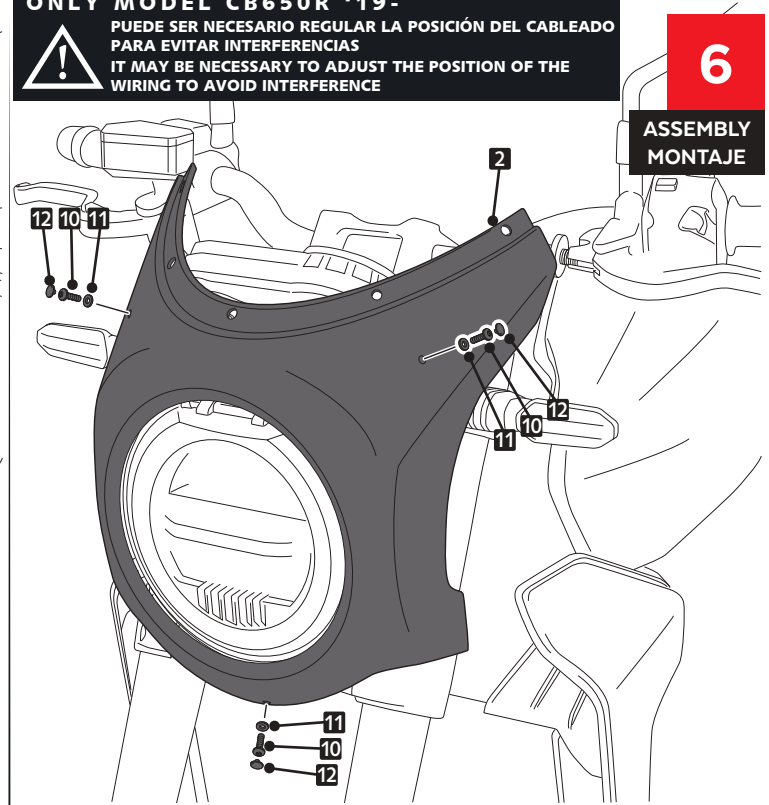
ONLY MODEL CB650R '19-



PUEDE SER NECESARIO REGULAR LA POSICIÓN DEL CABLEADO PARA EVITAR INTERFERENCIAS
IT MAY BE NECESSARY TO ADJUST THE POSITION OF THE WIRING TO AVOID INTERFERENCE

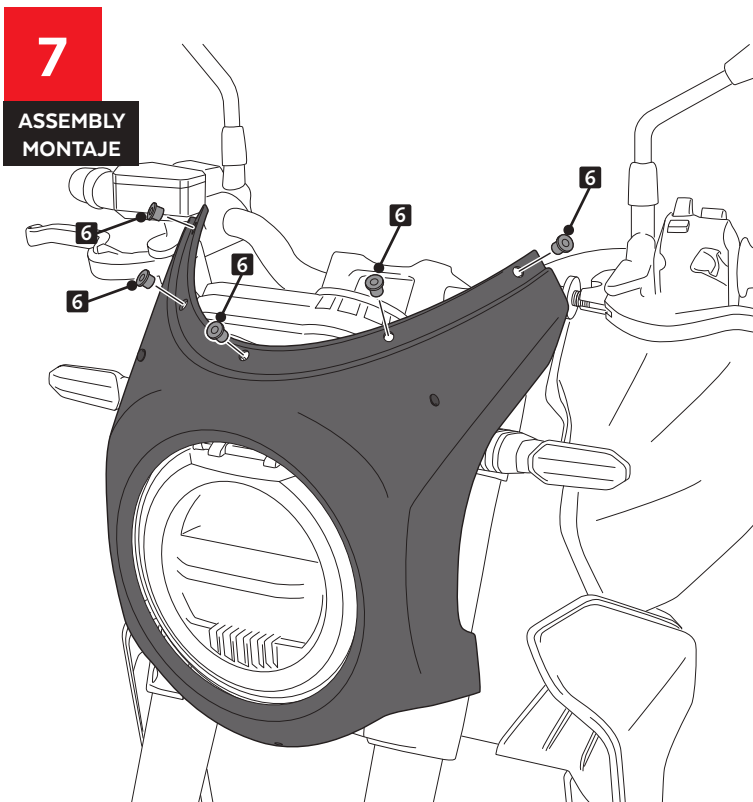
6

ASSEMBLY
MONTAJE



7

ASSEMBLY
MONTAJE



8

ASSEMBLY
MONTAJE

