

YAMAHA TMAX 560 '25-

M O U N T I N G I N S T R U C T I O N S

REF 22605

NAKED FRONTAL SPOILERS



ID	PIEZA/PART	DESCRIPCIÓN	DESCRIPTION	QTY	REF
1		Alerón frontal Naked	Naked Frontal spoiler	1	22605J/N/CM3
2		Tornillo Allen M5x16 Ø11 ISO 7380	M5x16 Ø11 ISO 7380 Allen screw	2	TORNI-I7380-493
3		Arandela de nylon M5	M5 Nylon washer	2	ARNV0000000245
4		Tuerca de clip M5	M5 clip nut	2	TUERCA-TRT-M5--
5		Cinta adhesiva de doble cara (30x10mm)	Double-sided adhesive tape(30x10mm)	4	ADHESI-----263

* Algunos componentes se suministran montados.
Some components are supplied assembled.

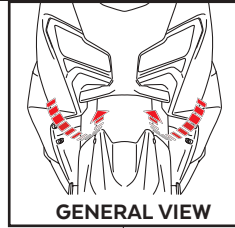
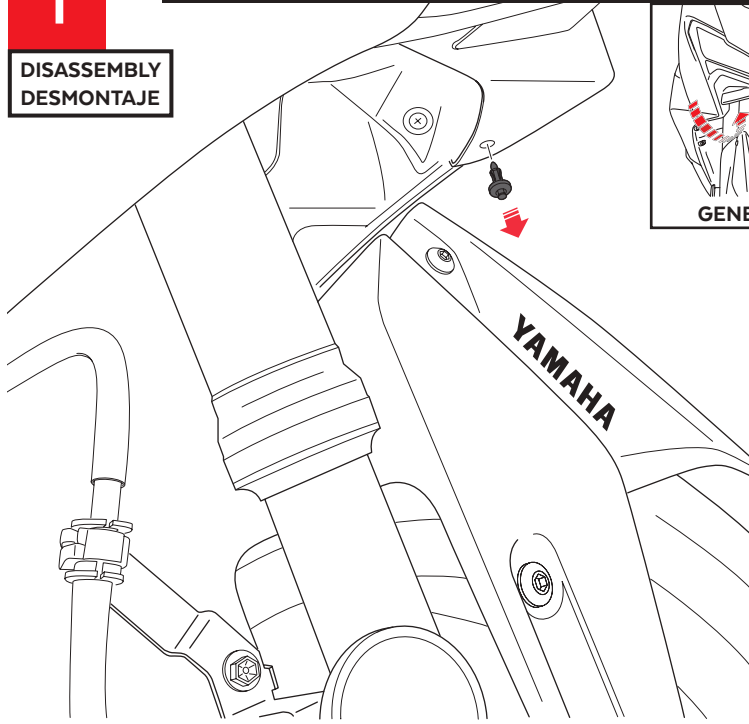
YAMAHA TMAX 560 '25-

INSTRUCCIONES DE MONTAJE - MOUNTING INSTRUCTIONS - MONTAGEANLEITUNG

1

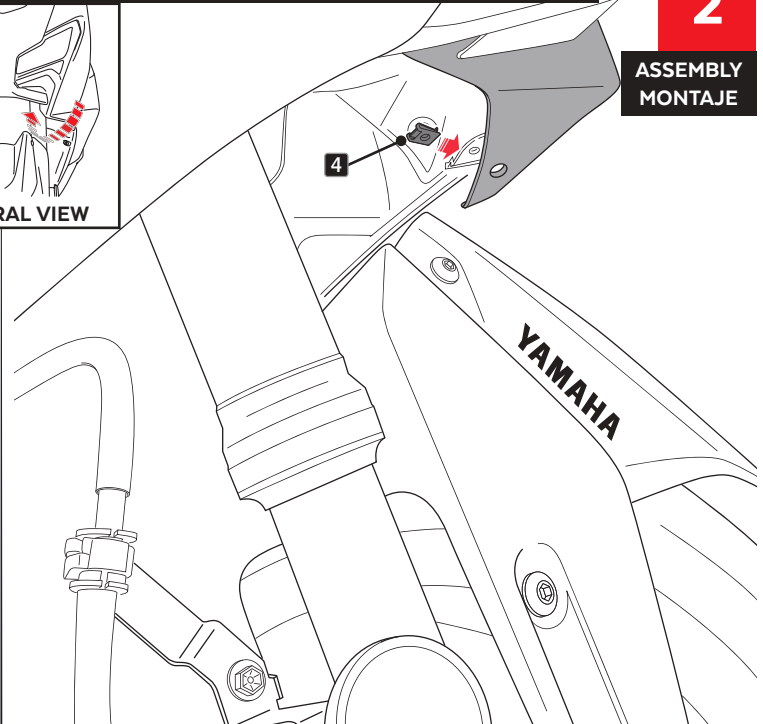
**DISASSEMBLY
DESMONTAJE**

Se muestra el montaje del lado izquierdo a modo de ejemplo, realizar los mismos pasos para el montaje del lado derecho.
The left side assembly is shown as an example, so the same steps can be performed for the right side assembly.



2

**ASSEMBLY
MONTAJE**

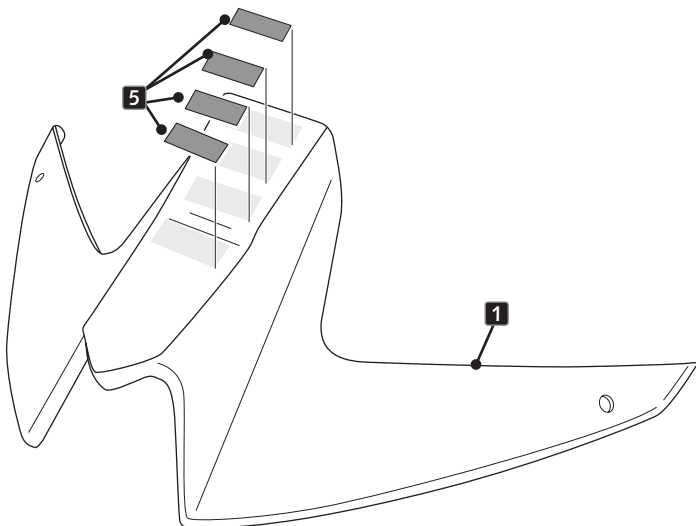


3

**ASSEMBLY
MONTAJE**

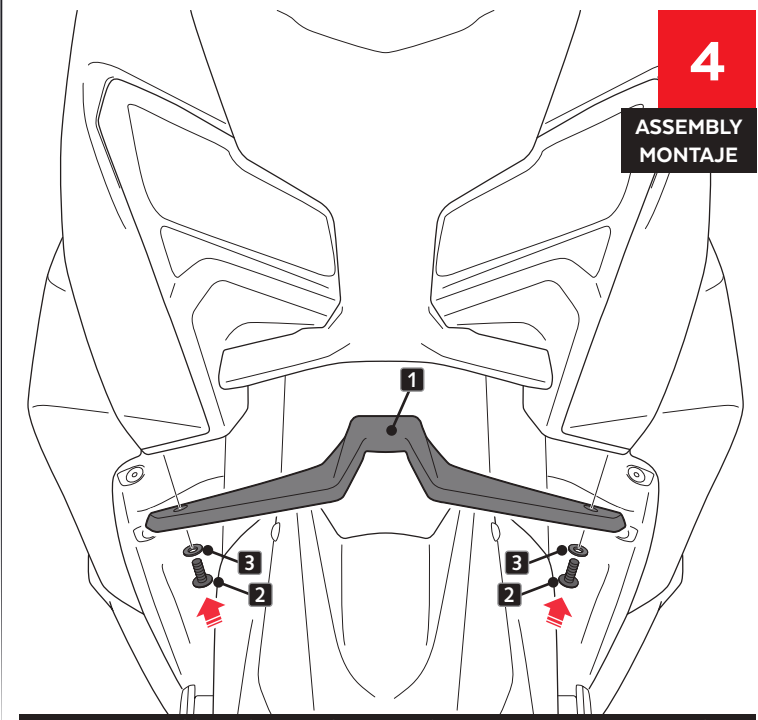
5

EXTRAER EL PAPEL DE LA CINTA ADHESIVA DE DOBLE CARA.
EXTRACT THE PAPER FROM THE DOUBLE-SIDE ADHESIVE TAPE.



4

**ASSEMBLY
MONTAJE**



5

APPLY PRESSURE ON ADHESIVE ARE FOR 1 MINUT. IDEAL TAPE APPLICATION IS ACCOMPLISHED WHEN TEMPERATURE IS BETWEEN 21°C AND 38°C AND THE BOND IS ALLOWED TO DWELL 24 HOURS.