

HONDA CB1000 HORNET '25-

M O U N T I N G I N S T R U C T I O N S

REF 22381

WINDSHIELD NG SPORT



1 Person



20 min



EASY



ALLEN 
Nº 3
Nº 6
Nº 8

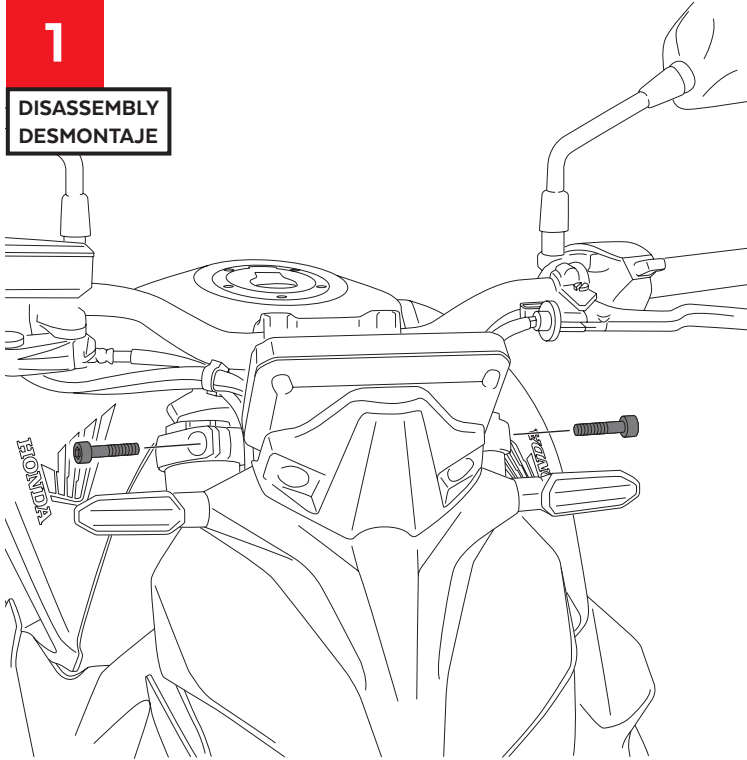
ID	PIEZA/PART	DESCRIPCIÓN	DESCRIPTION	QTY	REF
1		Cúpula Sport	Sport screen	1	22381H/W/F/N/ J/R/CM3
2		Soporte izquierdo	Left support	1	SOPOR2P2-L22381
3		Soporte derecho (●)	Right support (●)	1	SOPOR2P2-R22381
4		Tornillo Allen M8x40 DIN 912	M8x40 DIN 912 allen screw	2	TORNI-D912--549
5		Casquillo Ø8,5x Ø13x 15	Ø8,5x Ø13x 15 arrowhead	2	CASQUI-M----614
6		Silentblock Ø12xØ6x9	Ø12xØ6x9 silentblock	3	AROPASACABLES-1
7		Casquillo con valona Ø12xØ6,8x7,3	Ø12xØ6,8x7,3 bush with flange	3	CASQUI-1A---750
8		Tornillo Allen M5x12 Ø11 ISO 7380	M5x12 Ø11 ISO 7380 Allen screw	3	TORNI-AI-----520
9		Tapón tornillo M5 ISO 7380	M5 ISO 7380 screw cap	3	TAPON-----85

HONDA CB1000 HORNET '25-

INSTRUCCIONES DE MONTAJE - MOUNTING INSTRUCTIONS - MONTAGEANLEITUNG

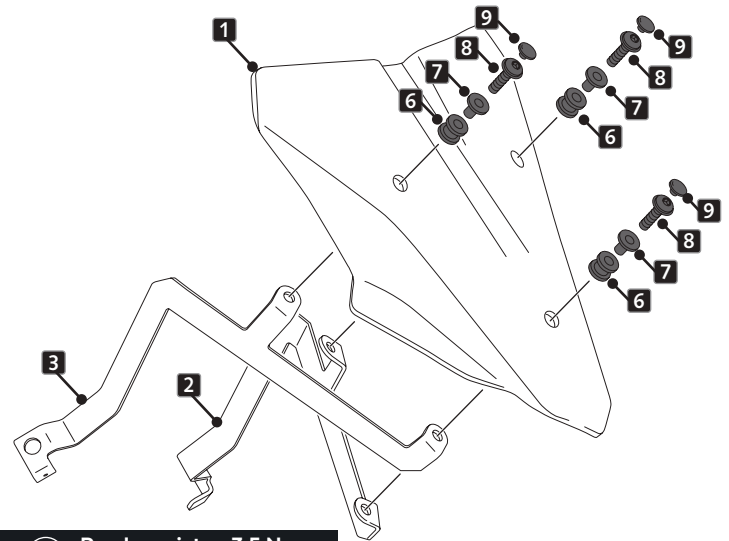
1

**DISASSEMBLY
DESMONTAJE**



2

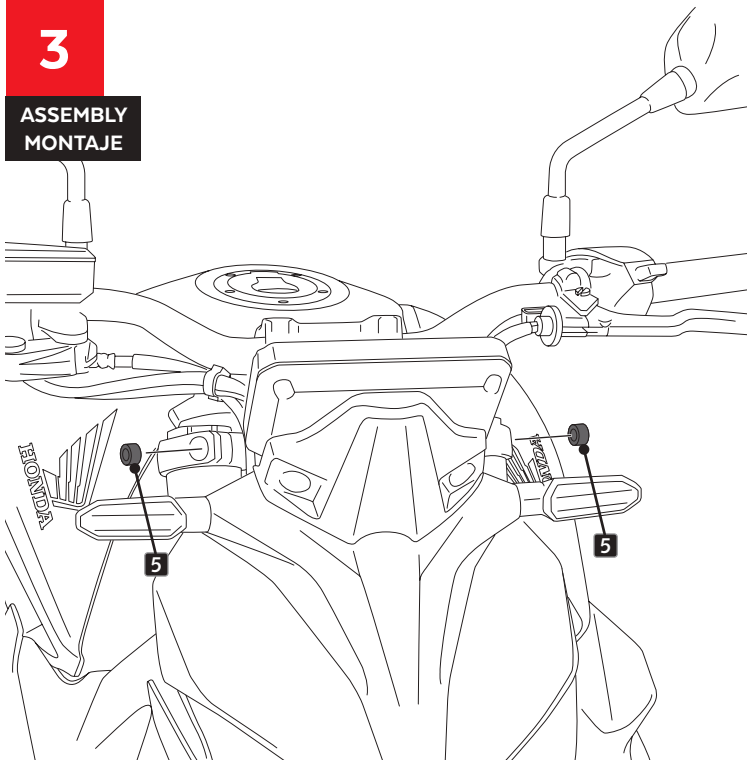
**PRE ASSEMBLY
PREMONTAJE**



8 Par de apriete - 3,5 Nm
Tightening torque - 3,5Nm

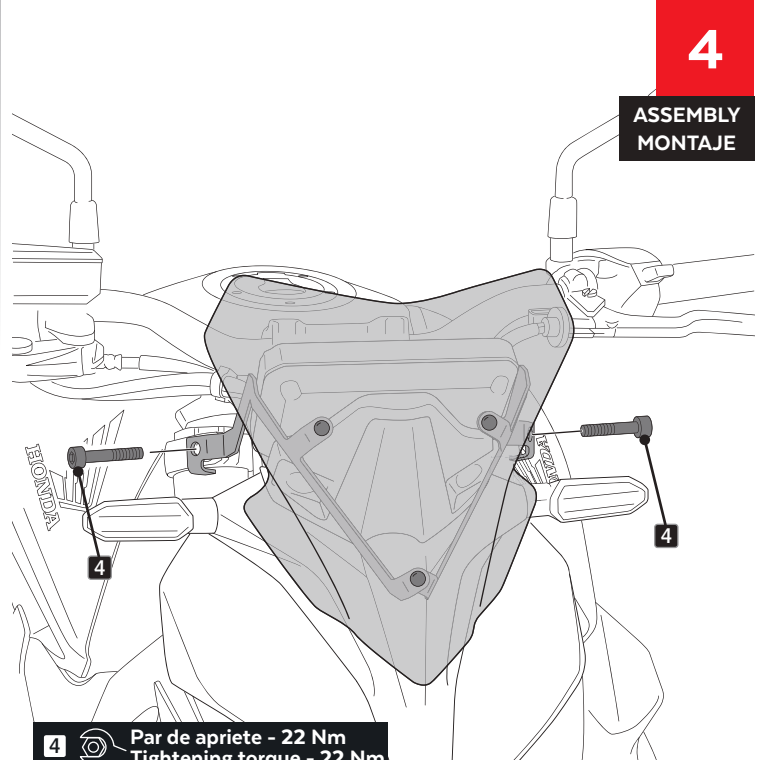
3

**ASSEMBLY
MONTAJE**



4

**ASSEMBLY
MONTAJE**



4 Par de apriete - 22 Nm
Tightening torque - 22 Nm