

HARLEY DAVIDSON 1250 PAN AMERICA '21-

M O U N T I N G I N S T R U C T I O N S

REF 22181

OIL-CARTER GUARD



1 Person



30 min



EASY



ID	PIEZA/PART	DESCRIPCIÓN	DESCRIPTION	QTY	REF
1		Protector de aluminio	Aluminum protection plate	1	SOPORIP5PN22181
2		Amortiguador antivibratorio silentblock Ø30x25 (M8x15, int M8x8)	Anti vibration damper silentblock Ø30x25 (M8x15, int M8x8)	2	SILENTBLOCK-540
3		Amortiguador antivibratorio silentblock Ø30x20 (M8x15, int M8x8)	Anti vibration damper silentblock Ø30x20 (M8x15, int M8x8)	2	SILENTBLOCK-537
4		Tornillo M8x10 DIN7991	M8x10 DIN7991 screw	4	TORNI-D7991-922
5		Casquillo Ø13 x Ø8,5 x 9mm	Ø14 x Ø8,5 x 9mm arrowhead	1	CASQUI-----777
6		Casquillo Ø13 x Ø8,5 x 3,5mm	Ø14 x Ø8,5 x 3,5mm arrowhead	1	CASQUI-----775
7		Tornillo M8x25 ISO7380 (Negro)	M8x25 ISO7380 (Black)	1	TORNI-I7380-539
8		Tornillo M8x30 ISO7380 (Negro)	M8x30 ISO7380 (Black)	1	TORNI-I7380-646

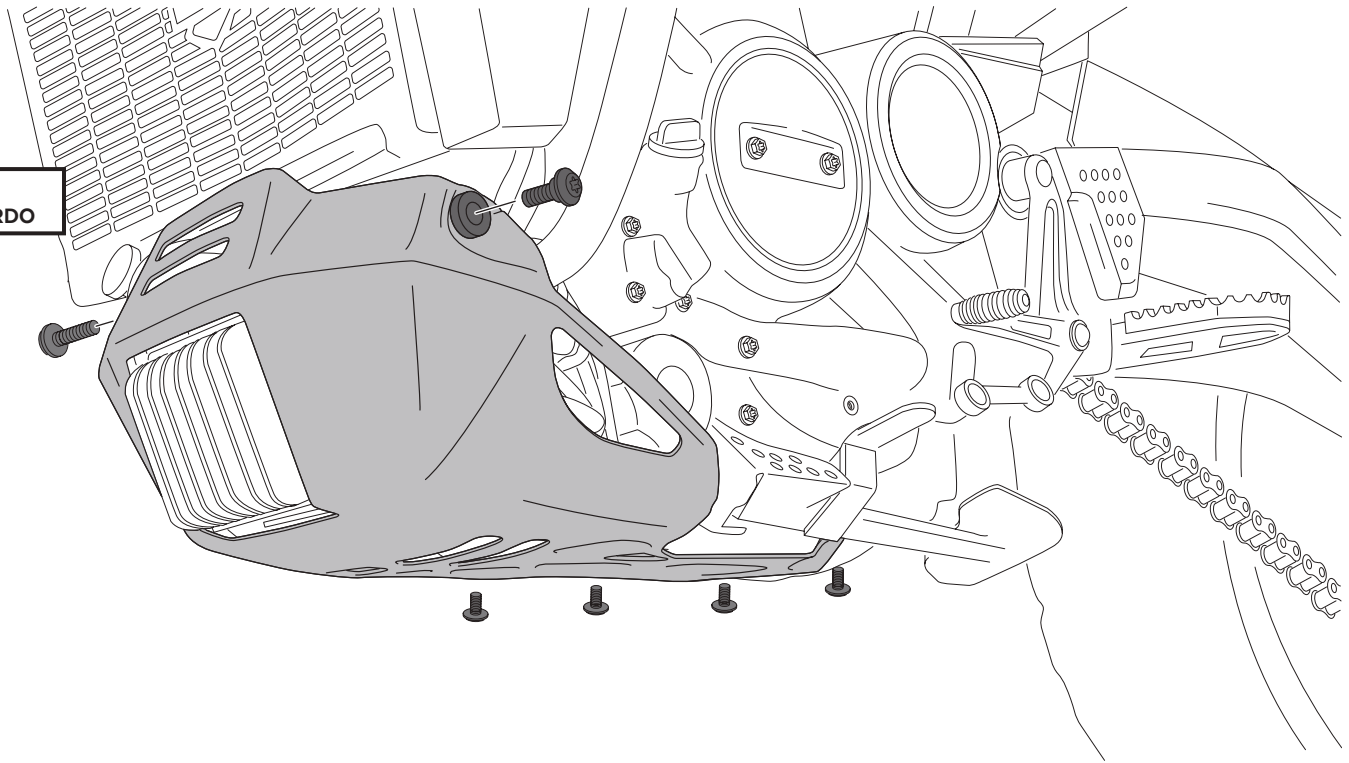
HARLEY DAVIDSON 1250 PAN AMERICA '21-

INSTRUCCIONES DE MONTAJE - MOUNTING INSTRUCTIONS - MONTAGEANLEITUNG

1

**DISASSEMBLY
DESMONTAJE**

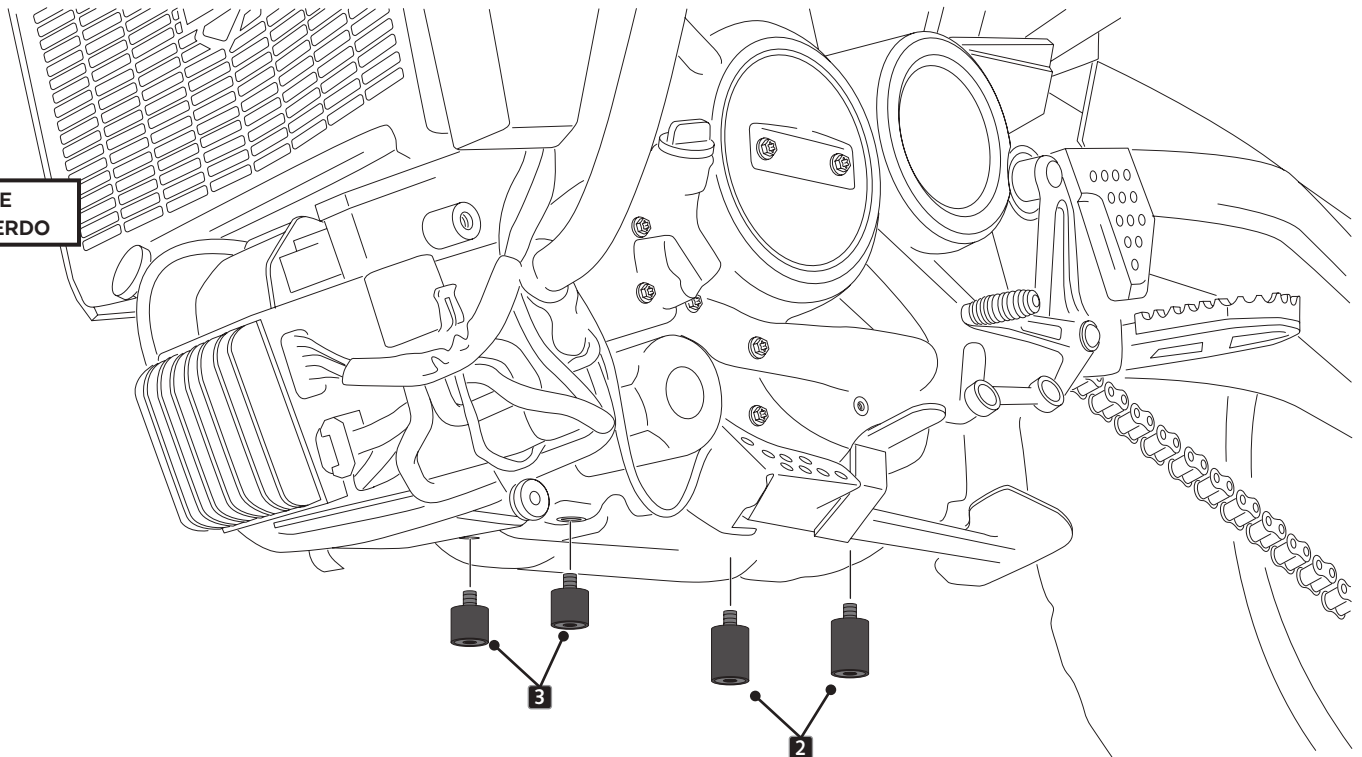
**LEFT SIDE
LADO IZQUIERDO**



2

**ASSEMBLY
MONTAJE**

**LEFT SIDE
LADO IZQUIERDO**



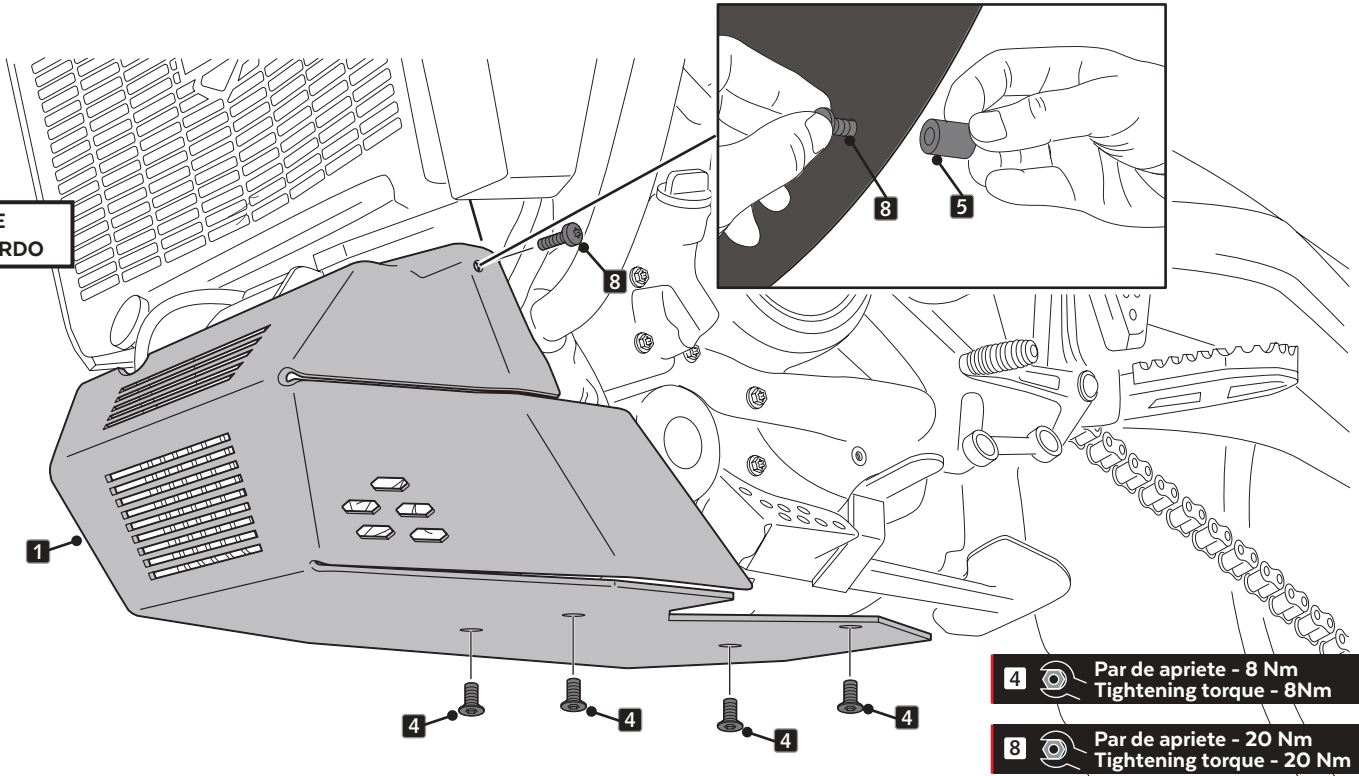
HARLEY DAVIDSON 1250 PAN AMERICA '21-

INSTRUCCIONES DE MONTAJE - MOUNTING INSTRUCTIONS - MONTAGEANLEITUNG

3

ASSEMBLY
MONTAJE

LEFT SIDE
LADO IZQUIERDO

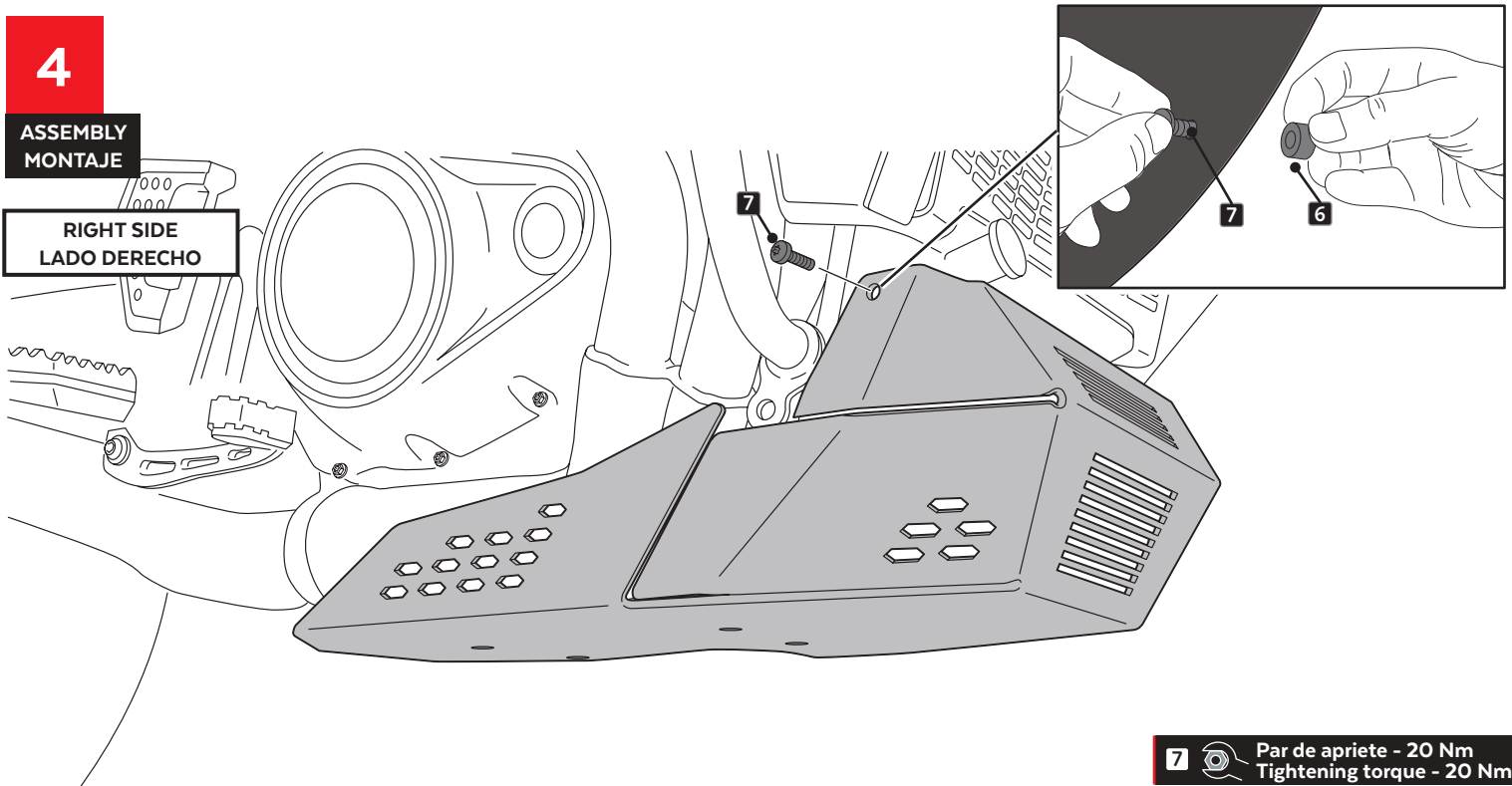


- 4** Par de apriete - 8 Nm
Tightening torque - 8Nm
- 8** Par de apriete - 20 Nm
Tightening torque - 20 Nm

4

ASSEMBLY
MONTAJE

RIGHT SIDE
LADO DERECHO



- 7** Par de apriete - 20 Nm
Tightening torque - 20 Nm