

# KTM 990 DUKE '24-

## M O U N T I N G I N S T R U C T I O N S

### REF 22174 ALERONES DOWNFORCE LATERALES NAKED / DOWNFORCE NAKED SIDE SPOILERS



ID	PIEZA/PART	DESCRIPCIÓN	DESCRIPTION	QTY	REF
1		Alerón derecho	Right spoiler	1	22174J/CM3
2		Alerón izquierdo	Left spoiler	1	22174J/CM3
3		Soporte superior derecho ( ° )	Upper right support ( ° )	1	SOPOR4P2SR22174
4		Soporte inferior derecho ( ° )	Lower right support ( ° )	1	SOPOR4P2IR22174
5		Soporte superior izquierdo ( ° )	Upper Left support ( ° )	1	SOPOR4P2SL22174
6		Soporte inferior izquierdo ( ° )	Lower left support ( ° )	1	SOPOR4P2IL22174
7		Tornillo Allen M5x20 Ø11 ISO 7380	M5x20 Ø11 ISO 7380 Allen screw	4	TORNI-I7380-730
8		Casquillo Ø8,5 x Ø13 x 6mm	Ø8,5 x Ø13 x 6mm Arrowhead	4	CASQUI-----776
9		Tornillo especial M6x14 Long Hexagonal 27 (rosca int M5x15)	M6x14 special screw Lenght Hexagonal 27 ( M5x15)	2	TORNI-E-----763
10		Tornillo Allen M5x12 Ø11 ISO 7380	M5x12 Ø11 ISO 7380 Allen screw	2	TORNI-AI----520
11		Tornillo M5x12 DIN7991	M5x12 DIN7991 Allen screw	8	TORNI-D7991-611
12		Arandela de goma Ø4,5 x Ø11 x 2mm	Ø4,5 x Ø11 x 2mm Rubber washer	8	ARAND-EPDM--722
13		Tope de goma Ø10,5 x Ø7,9 mm	Ø10,5 x Ø7,9 mm Bumper foot	2	TAPON-----95

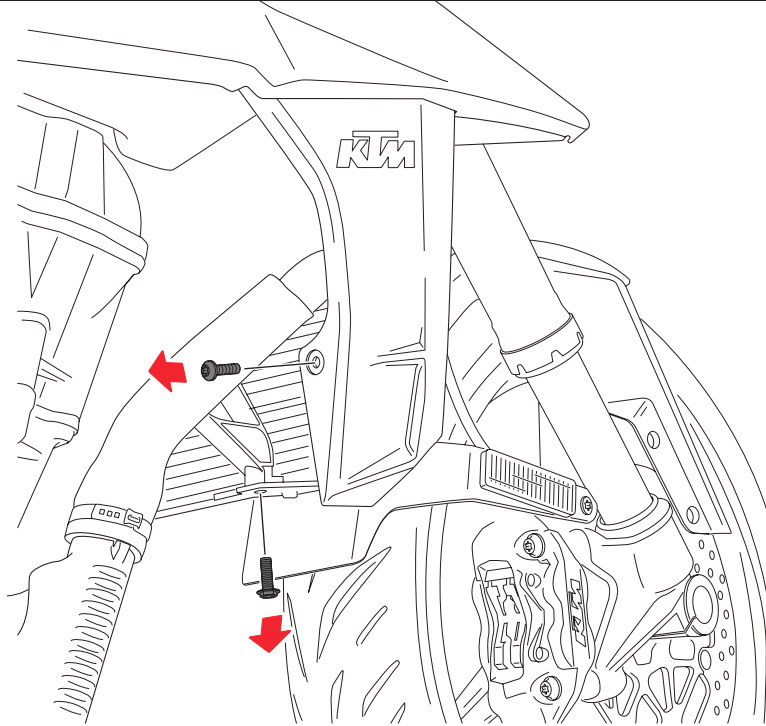
# KTM 990 DUKE '24-

## INSTRUCCIONES DE MONTAJE - MOUNTING INSTRUCTIONS - MONTAGEANLEITUNG

1

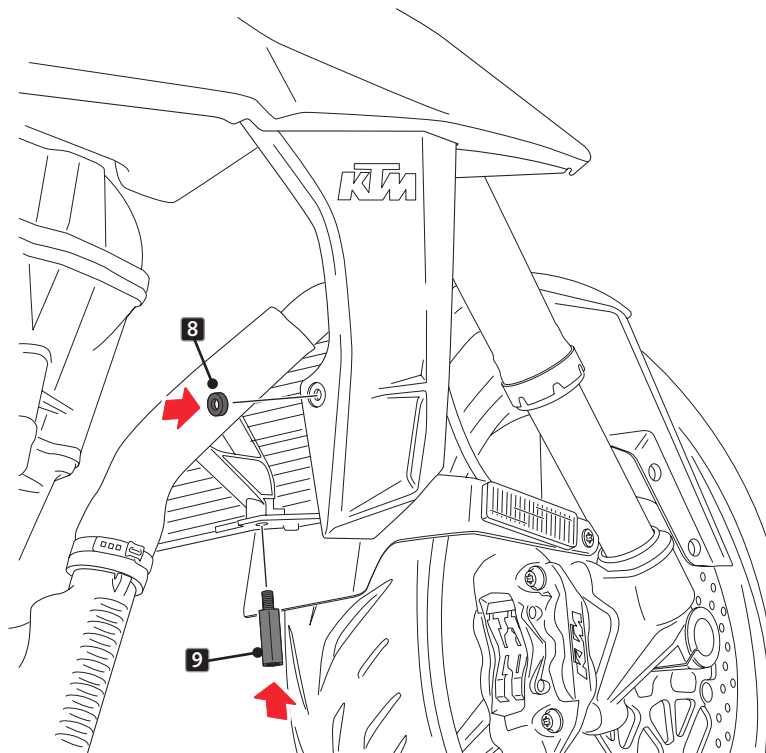
DISASSEMBLY  
DESMONTAJE

Se muestra el montaje del lado derecho a modo de ejemplo, realizar los mismos pasos para el montaje del lado izquierdo.  
The right side assembly is shown as an example, so the same steps can be performed for the left side assembly.



2

ASSEMBLY  
MONTAJE



9

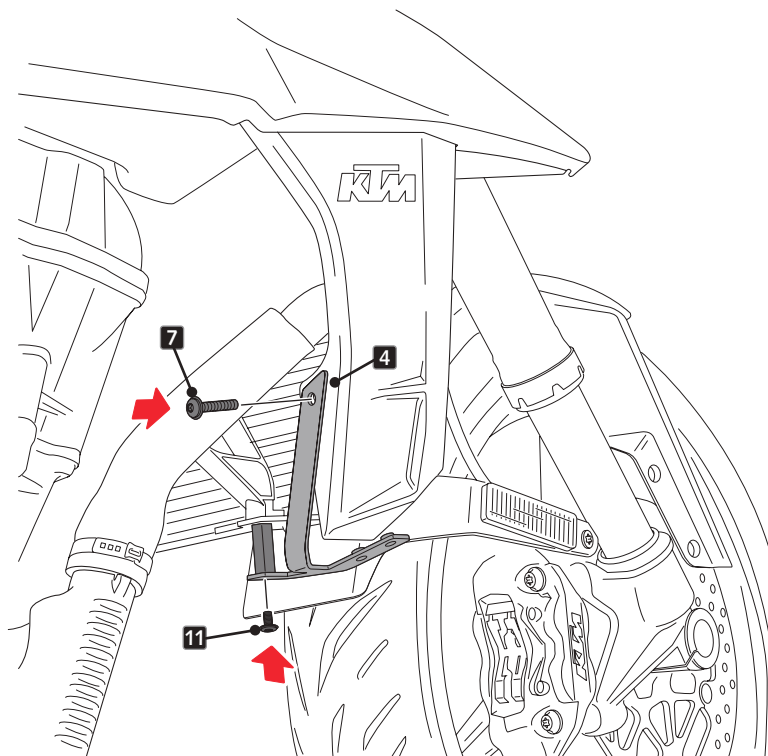
Par de apriete - 5 Nm  
Tightening torque - 5Nm

# KTM 990 DUKE '24-

## INSTRUCCIONES DE MONTAJE - MOUNTING INSTRUCTIONS - MONTAGEANLEITUNG

**3**

**ASSEMBLY  
MONTAJE**

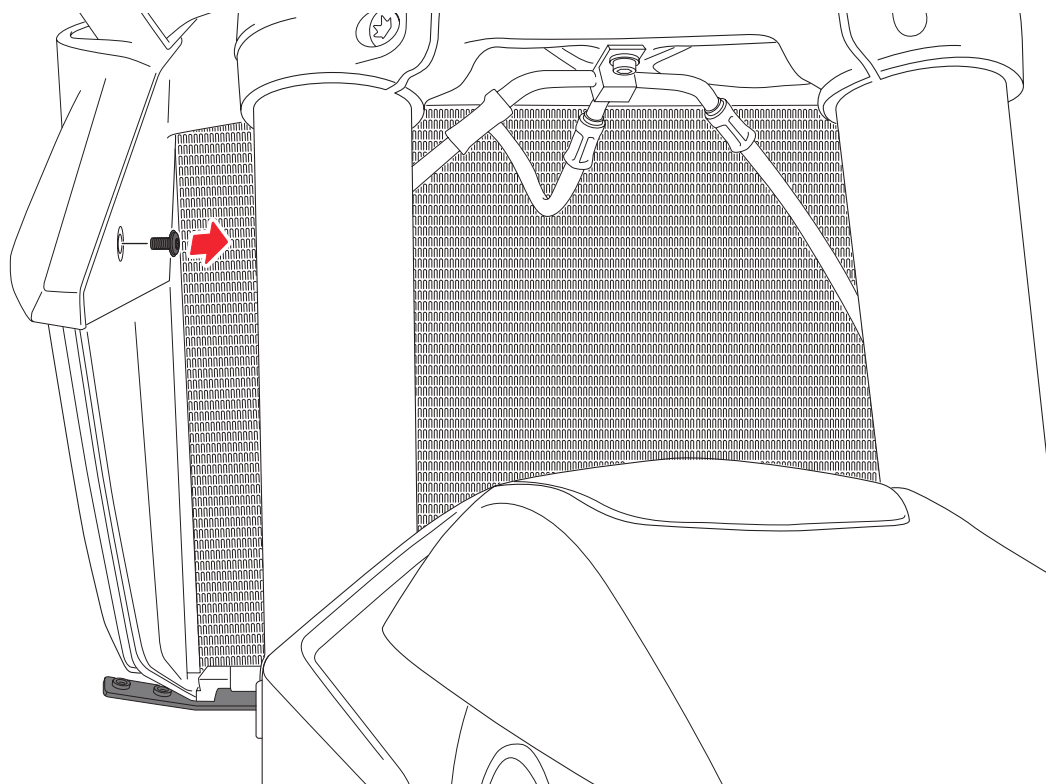


**7** Par de apriete - 2,5 Nm  
Tightening torque - 2,5Nm

**11** Par de apriete - 3 Nm  
Tightening torque - 3Nm

**4**

**DISASSEMBLY  
DESMONTAJE**

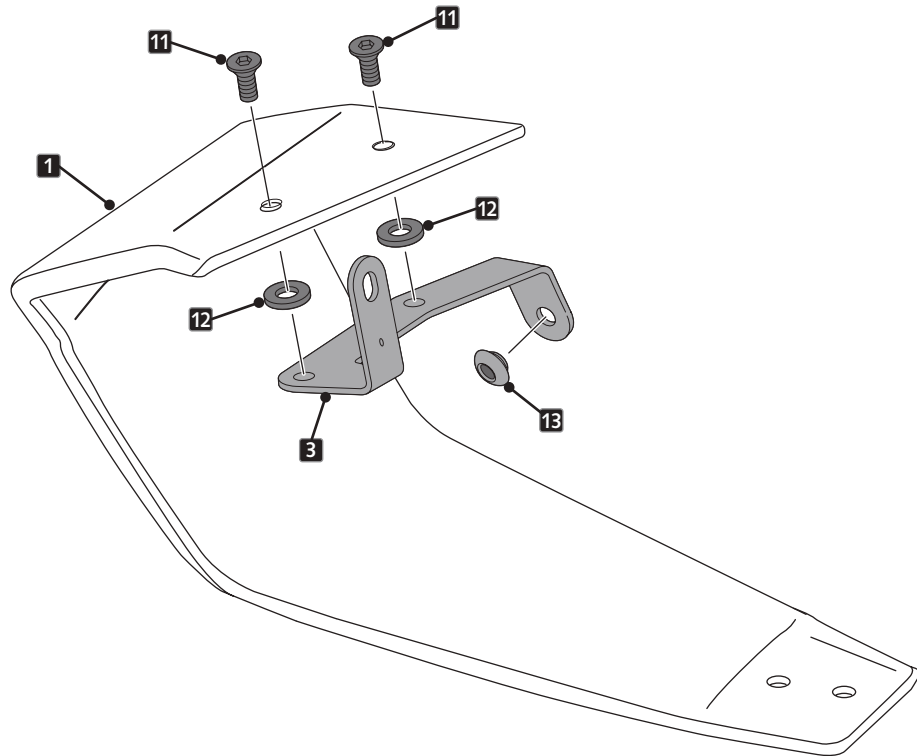



# KTM 990 DUKE '24-

INSTRUCCIONES DE MONTAJE - MOUNTING INSTRUCTIONS - MONTAGEANLEITUNG

**5**

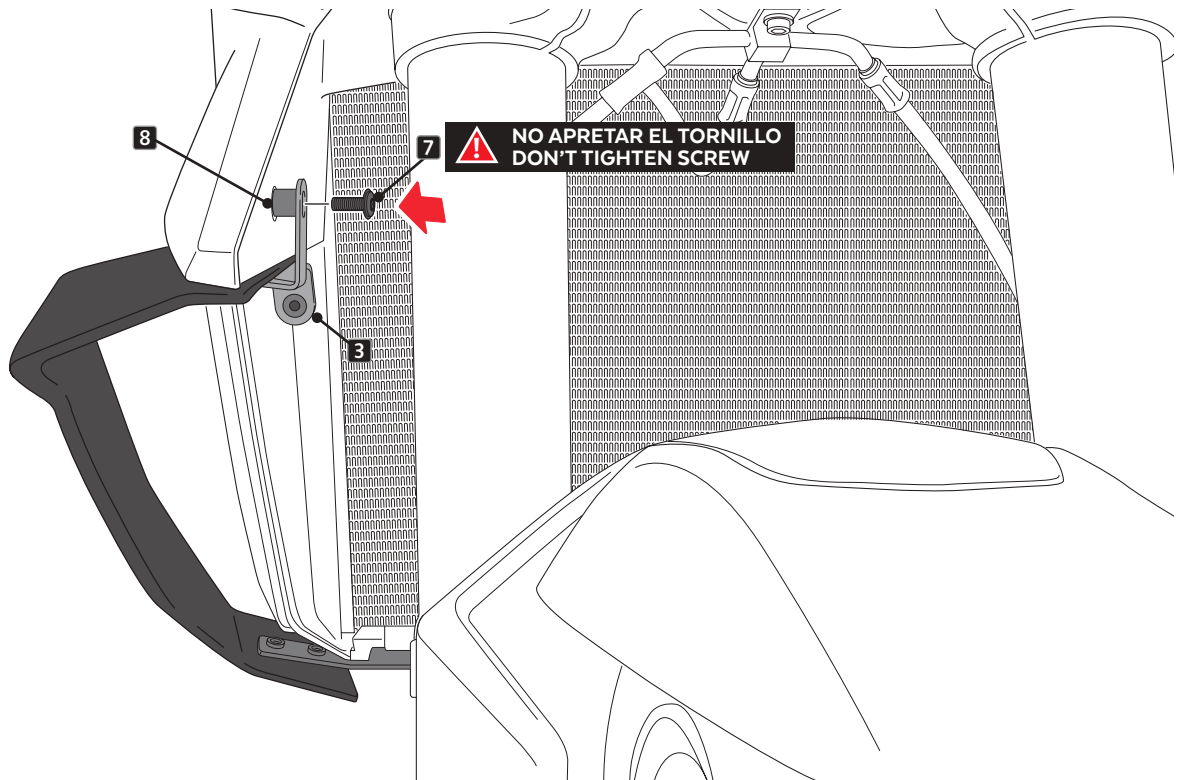
ASSEMBLY  
MONTAJE



**11**  Par de apriete - 2 Nm  
Tightening torque - 2Nm

**6**

ASSEMBLY  
MONTAJE

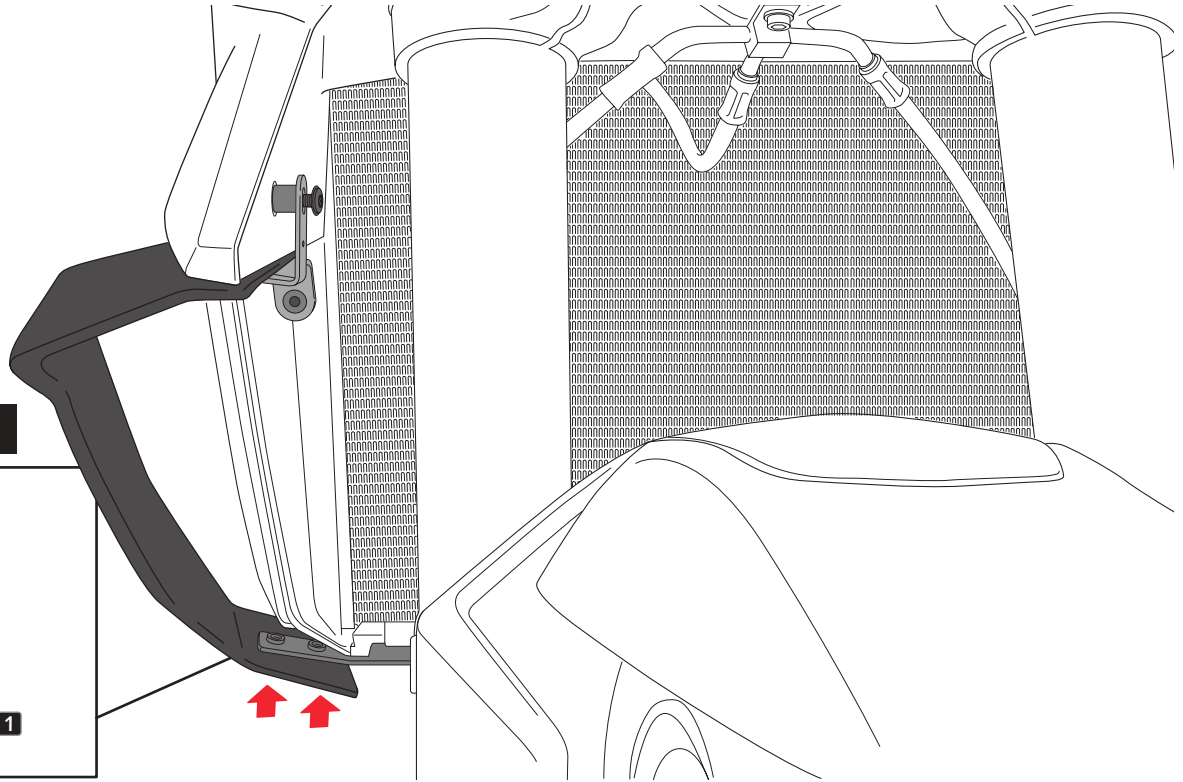


# KTM 990 DUKE '24-

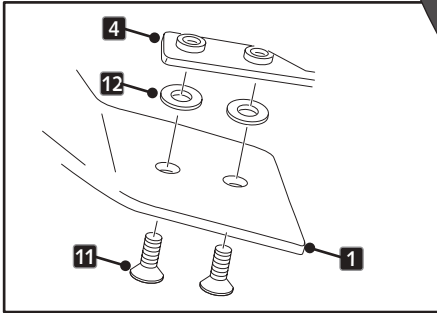
## INSTRUCCIONES DE MONTAJE - MOUNTING INSTRUCTIONS - MONTAGEANLEITUNG

**7**

**ASSEMBLY  
MONTAJE**

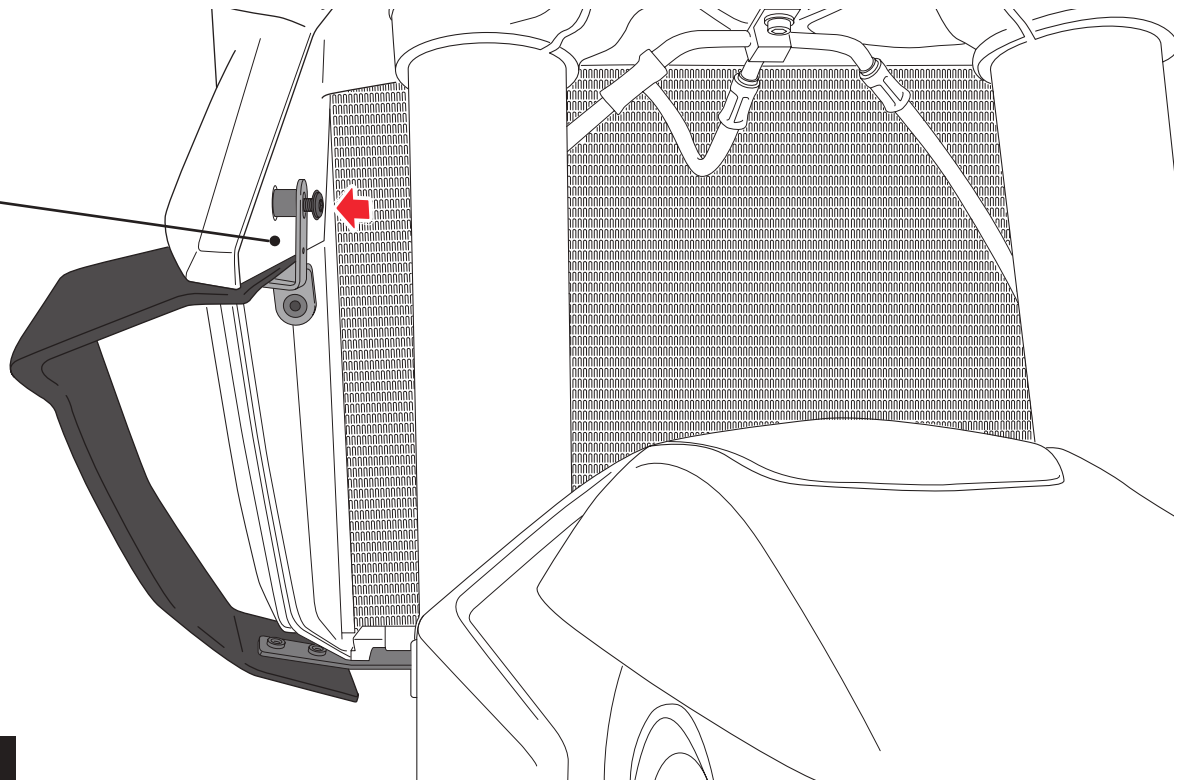


**11** Par de apriete - 2 Nm  
Tightening torque - 2Nm



**8**

**ASSEMBLY  
MONTAJE**



**AJUSTAR POSICIÓN  
Y APRETAR TORNILLO ID7  
ADJUST POSITION  
AND TIGHTEN ID7 SCREW**

**7** Par de apriete - 2 Nm  
Tightening torque - 2Nm