

ROYAL ENFIELD HIMALAYAN 450 '24-

M O U N T I N G I N S T R U C T I O N S

REF 22113

CÚPULA REGULABLE / ADJUSTABLE SCREEN

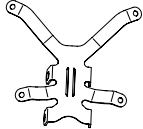




ALLEN

Nº 3
Nº 4

FIX

Nº 10

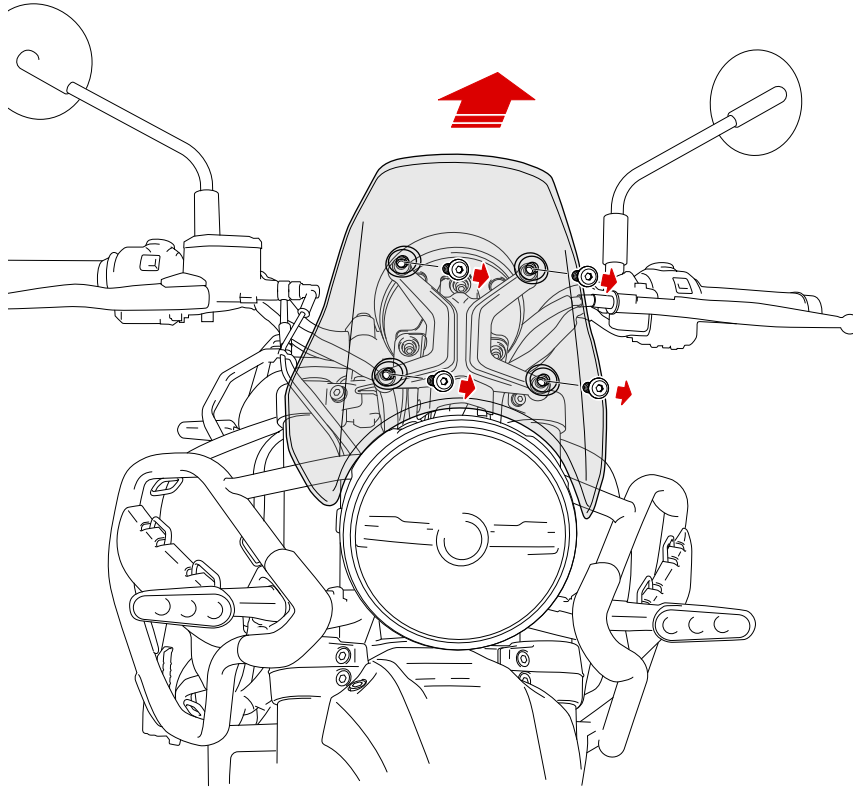
ID.	PIEZA/PART	DESCRIPCIÓN	DESCRIPTION	QTY.	REF.:
1		Cúpula	Screen	1	22113H/F/WM3
2		Soporte	Support	1	SOPORIP3--22113
3		Pomo Ø26 M6x20	Ø26 M6x20 knob	1	POMO-----22113
4		Arandela de contacto M6 NF25511	M6 NF25511 contact washer	1	ARAND-----934
5		Silentblock Ø12xØ6x9	Ø12xØ6x9 silentblock	4	AROPASACABLES-3
6		Casquillo con valona Ø12xØ6,8x7,3	Ø12xØ6,8x7,3 bush with flange	4	CASQUI-1A---750
7		Tornillo allen M5x12 Ø11 ISO 7380	M5x12 Ø11 ISO 7380 allen screw	4	TORNI-AI----520
8		Tapón tornillo M5 ISO 7380	M5 ISO 7380 screw cap	4	TAPON-----85

ROYAL ENFIELD HIMALAYAN 450 '24-

INSTRUCCIONES DE MONTAJE - MOUNTING INSTRUCTIONS - MONTAGEANLEITUNG

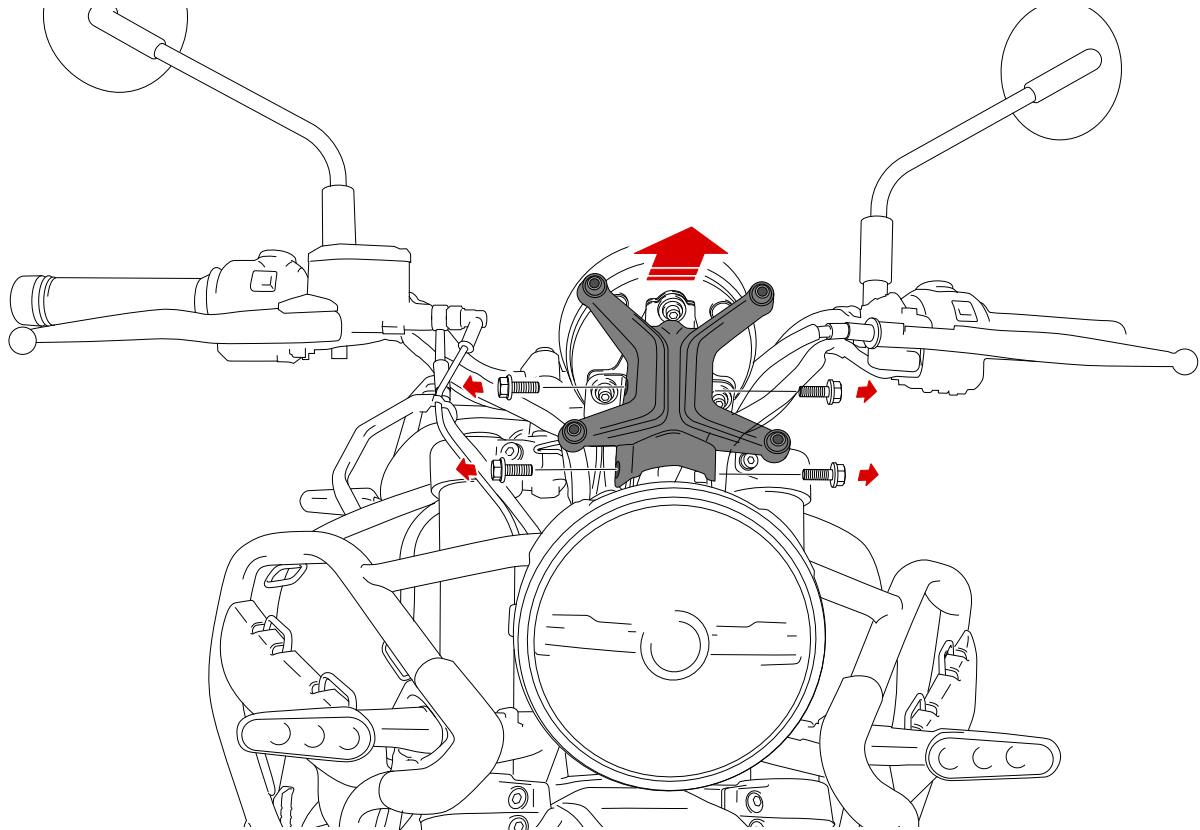
1

DISASSEMBLY
DESMONTAJE



2

DISASSEMBLY
DESMONTAJE

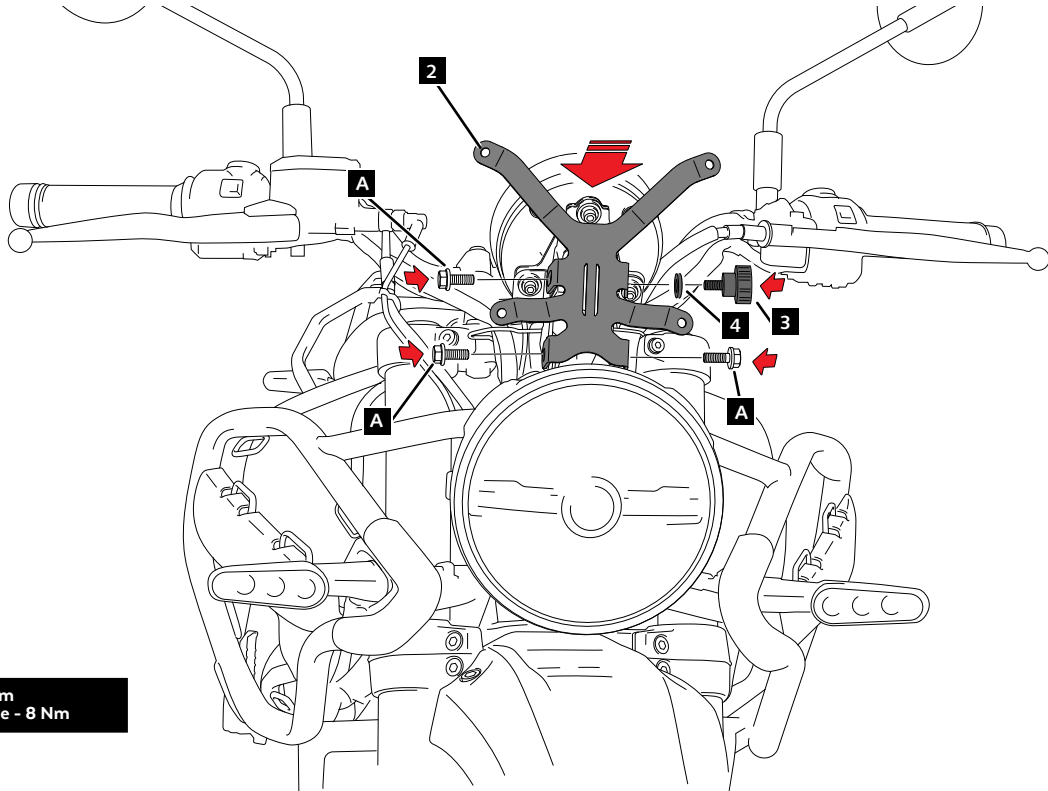


ROYAL ENFIELD HIMALAYAN 450 '24-

INSTRUCCIONES DE MONTAJE - MOUNTING INSTRUCTIONS - MONTAGEANLEITUNG

3

ASSEMBLY
MONTAJE



A Tornillería original
Original screws

A Par apriete - 8 Nm
Tightening torque - 8 Nm

4

ASSEMBLY
MONTAJE

