

# SUZUKI GSX-R1000R '17-

## M O U N T I N G I N S T R U C T I O N S

REF 22075

ALERÓN FRONTAL GP - FRONTAL SPOILER GP



1 Person



30 min



EASY



ALLEN

Nº 3  
Nº 4



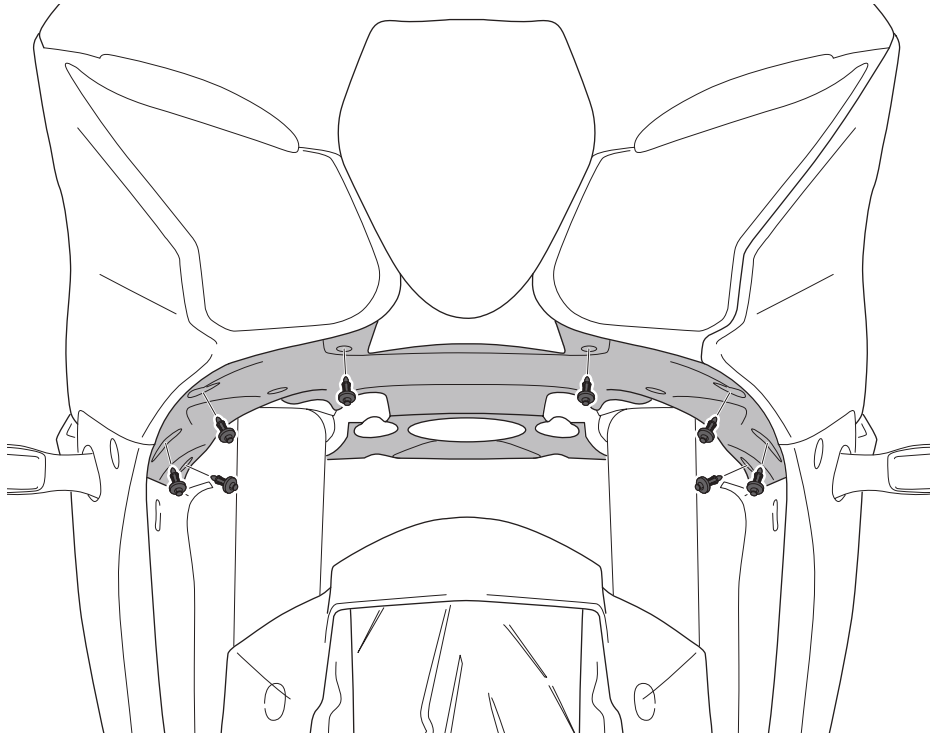
ID	PIEZA/PART	DESCRIPCIÓN	DESCRIPTION	QTY	REF
1		Alerón frontal GP	Frontal spoiler GP	1	22075N/JM3
2		Soporte izquierdo	Left support	1	SOPOR2P3-L22075
3		Soporte derecho	Right support	1	SOPOR2P3-R22075
4		Tuerca de clip M6	M6 clip nut	4	TUERCA-TRT-M6--
5		Arandela de nylon Ø6,2 x Ø12 x 3mm	Ø6,2 x Ø12 x 3mm Nylon washer	4	ARAND-----749
6		Tornillo M6x16 Ø14 ISO 7380	M6x16 Ø14 ISO 7380 Allen screw	4	TORNI-I7380-403
7		Tuerca de clip M5	M5 clip nut	2	TUERCA-TRT-M5--
8		Arandela de goma Ø4,5 x Ø11 x 2mm	Ø4,5 x Ø11 x 2mm Rubber washer	6	ARAND-EPDM--722
9		Tornillo Allen M5x16 Ø11 ISO 7380	M5x16 Ø11 ISO 7380 Allen screw	2	TORNI-I7380-493
10		Tornillo Allen M5x16 DIN7991	M5x16 DIN7991 Allen screw	4	TORNI-D7991-867
11		Arandela M5 DIN9021	M5 DIN9021 washer	4	ARAND-PD5---152
12		Tapón tornillo M5 DIN7991	M5 DIN7991 screw cap	4	TAPON-----92
13		Tuerca autoblocante M5 DIN982	M5 DIN982 Lock nut	4	TUERCA-D982-746

# SUZUKI GSX-R1000R '17-

INSTRUCCIONES DE MONTAJE - MOUNTING INSTRUCTIONS - MONTAGEANLEITUNG

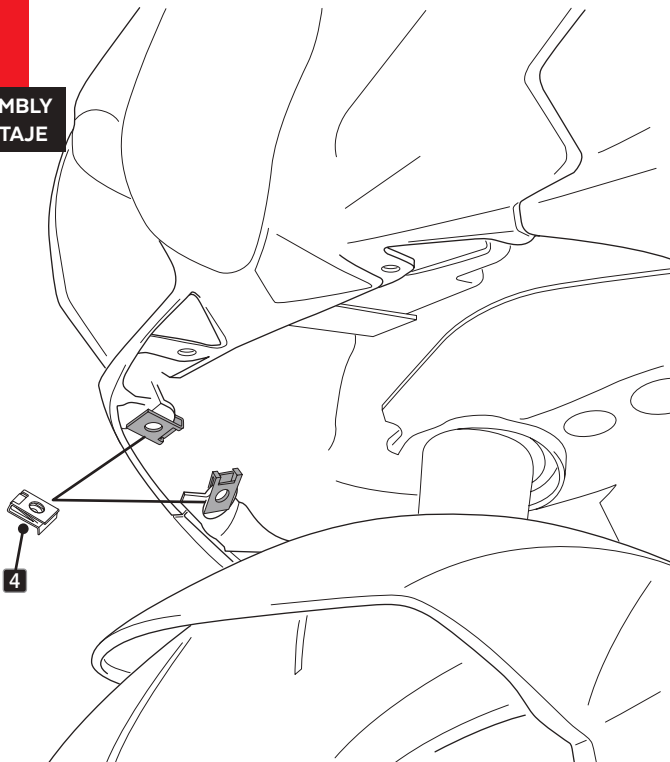
**1**

DISASSEMBLY  
DESMONTAJE



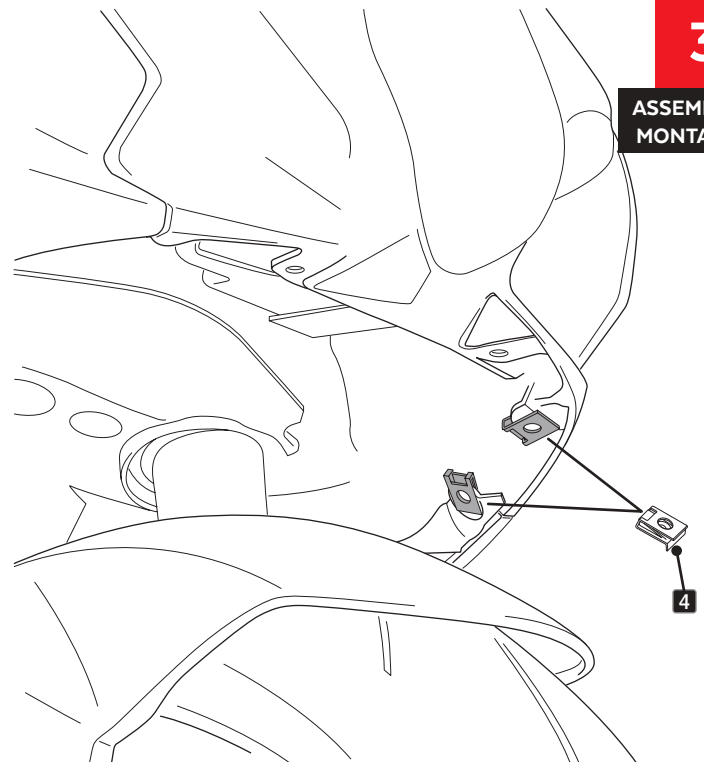
**2**

ASSEMBLY  
MONTAJE



**3**

ASSEMBLY  
MONTAJE

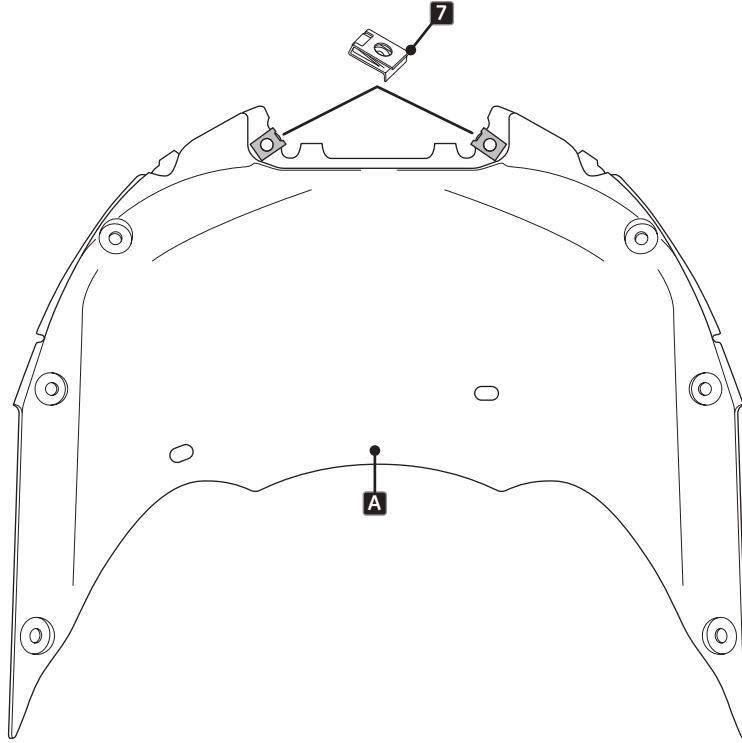


# SUZUKI GSX-R1000R '17-

INSTRUCCIONES DE MONTAJE - MOUNTING INSTRUCTIONS - MONTAGEANLEITUNG

**4**

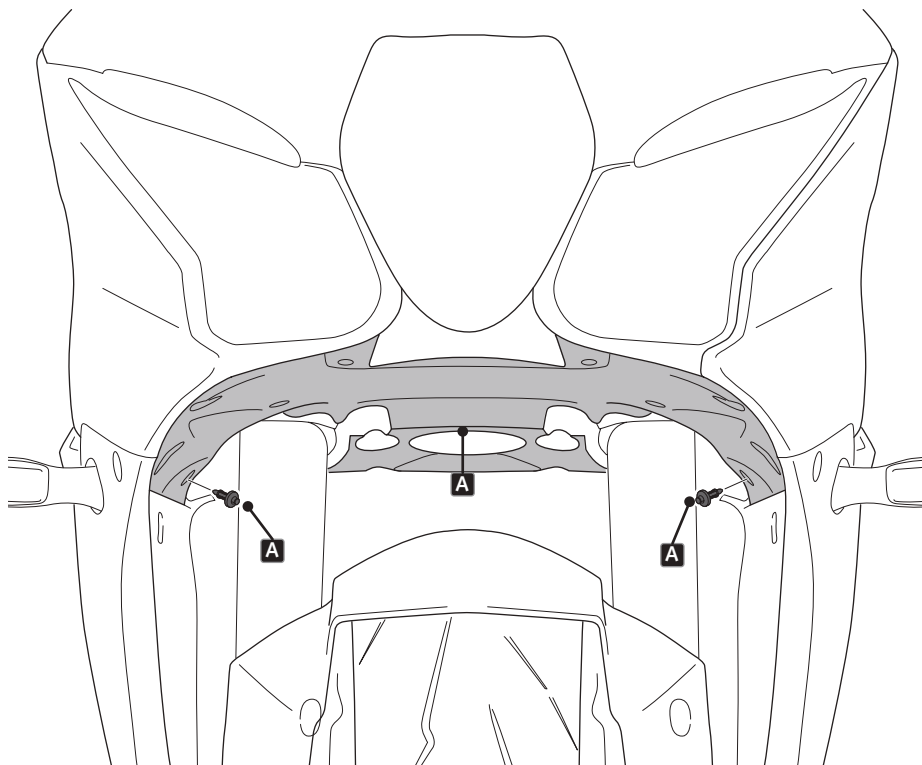
ASSEMBLY  
MONTAJE



**A** PIEZA ORIGINAL  
ORIGINAL PART

**5**

ASSEMBLY  
MONTAJE



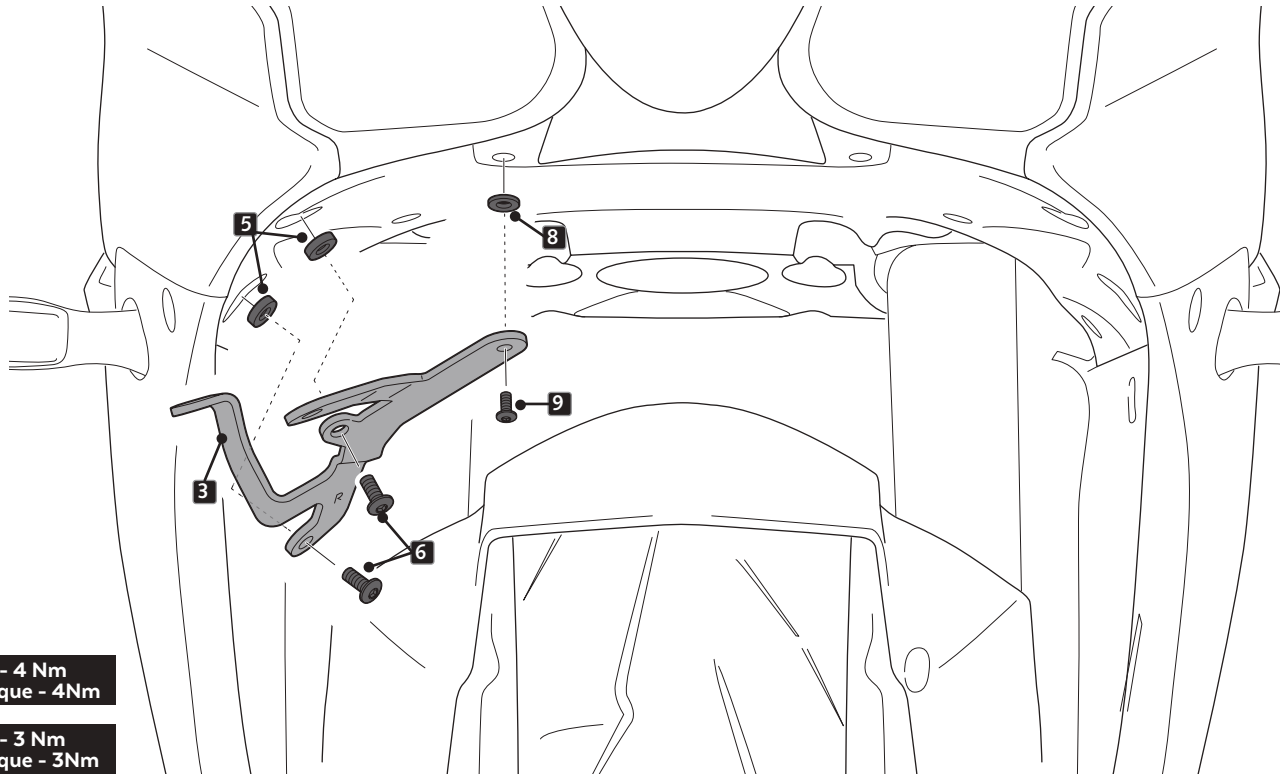
**A** PIEZA ORIGINAL  
ORIGINAL PART


# SUZUKI GSX-R1000R '17-


## INSTRUCCIONES DE MONTAJE - MOUNTING INSTRUCTIONS - MONTAGEANLEITUNG

**6**

ASSEMBLY  
MONTAJE

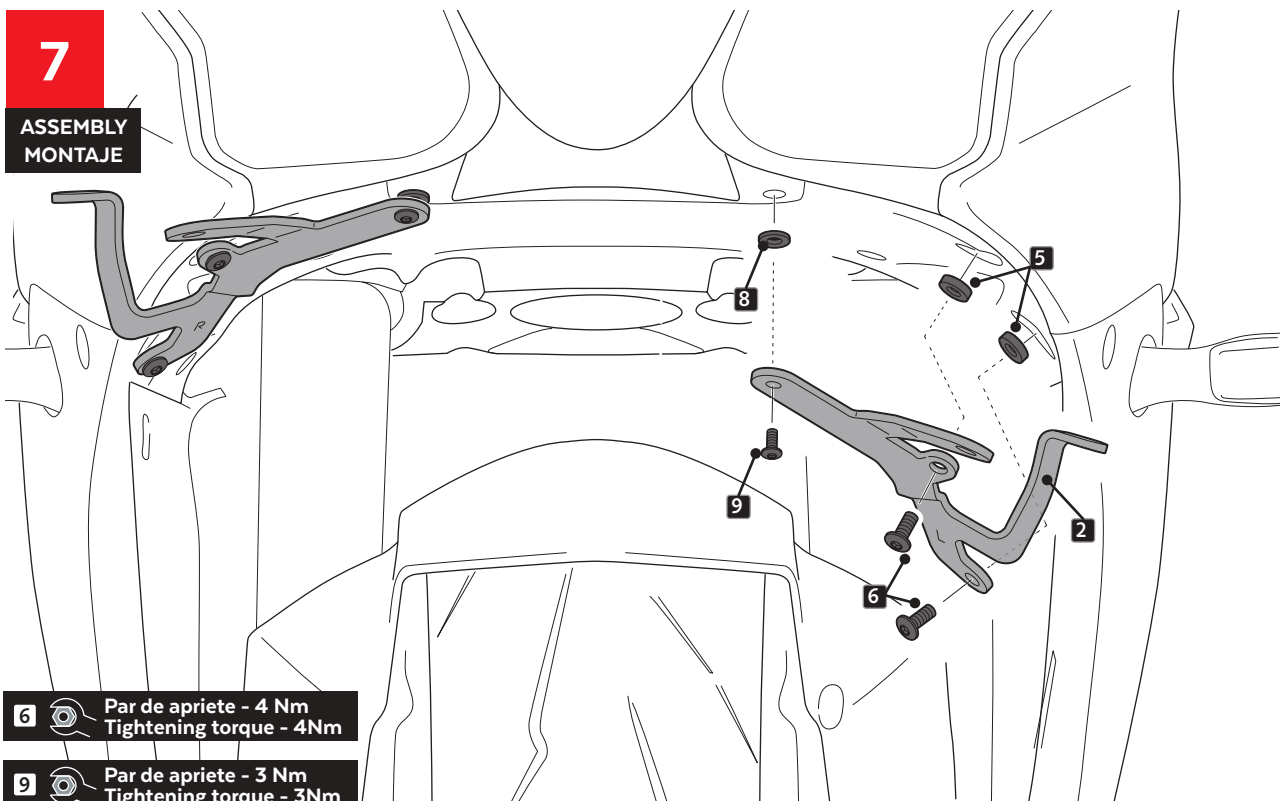



**6**  Par de apriete - 4 Nm  
Tightening torque - 4Nm

**9**  Par de apriete - 3 Nm  
Tightening torque - 3Nm

**7**

ASSEMBLY  
MONTAJE



**6**  Par de apriete - 4 Nm  
Tightening torque - 4Nm

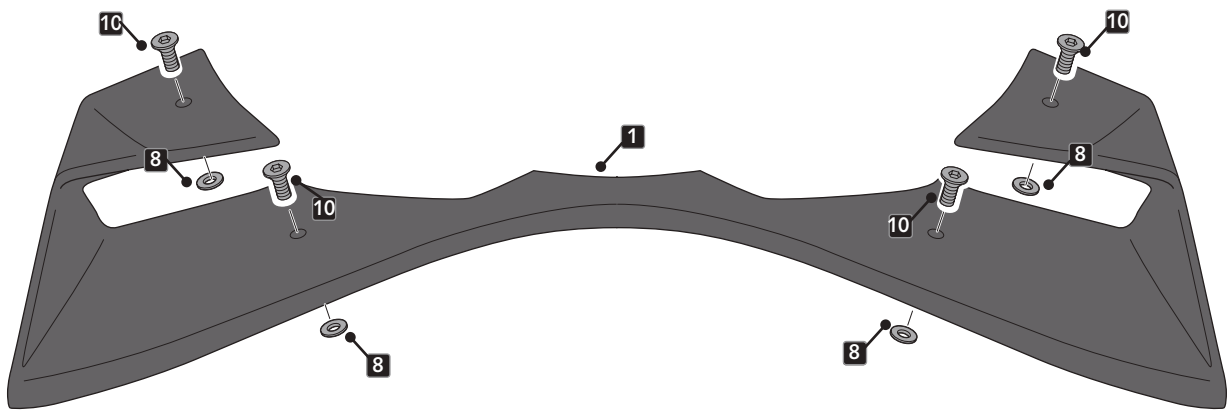
**9**  Par de apriete - 3 Nm  
Tightening torque - 3Nm

# SUZUKI GSX-R1000R '17-

INSTRUCCIONES DE MONTAJE - MOUNTING INSTRUCTIONS - MONTAGEANLEITUNG

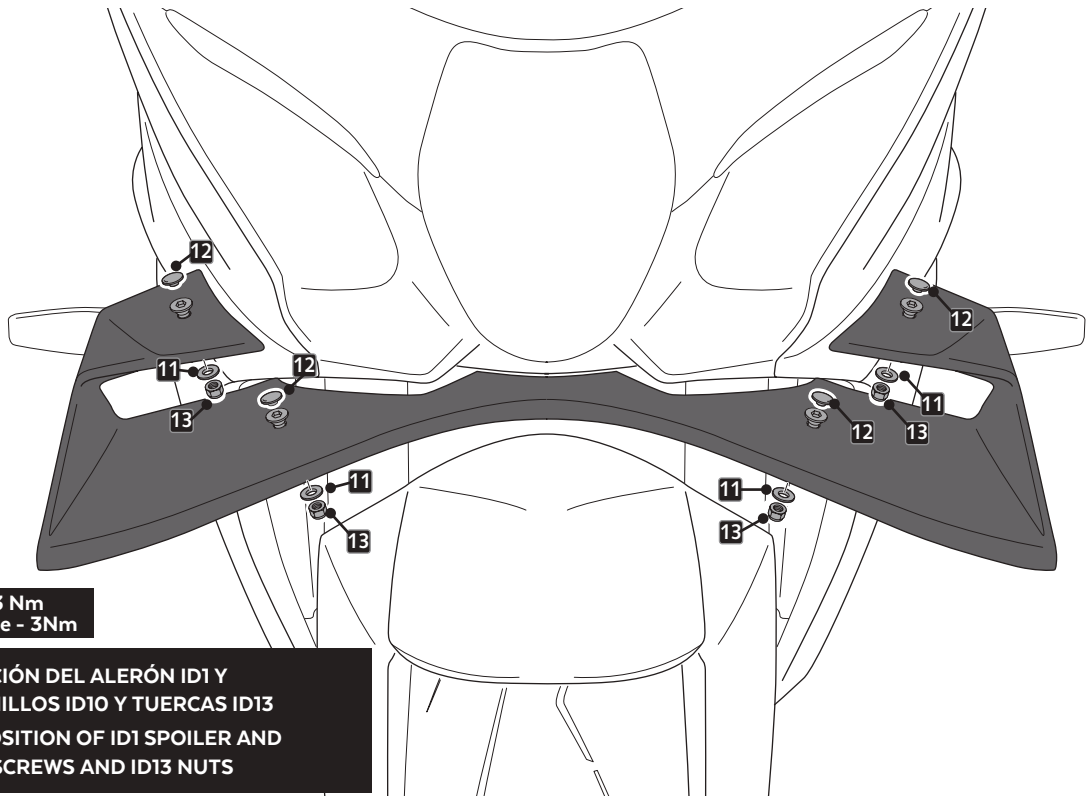
**8**


ASSEMBLY  
MONTAJE



**9**

ASSEMBLY  
MONTAJE



**10**  Par de apriete - 3 Nm  
Tightening torque - 3Nm



**AJUSTAR POSICIÓN DEL ALERÓN ID1 Y  
APRETAR TORNILLOS ID10 Y TUERCAS ID13  
ADJUST THE POSITION OF ID1 SPOILER AND  
TIGHTEN ID10 SCREWS AND ID13 NUTS**