

HONDA CB500 HORNET '24-

M O U N T I N G I N S T R U C T I O N S

REF 21935

WINDSHIELD NG TOURING - CARENABRÍS NG TOURING



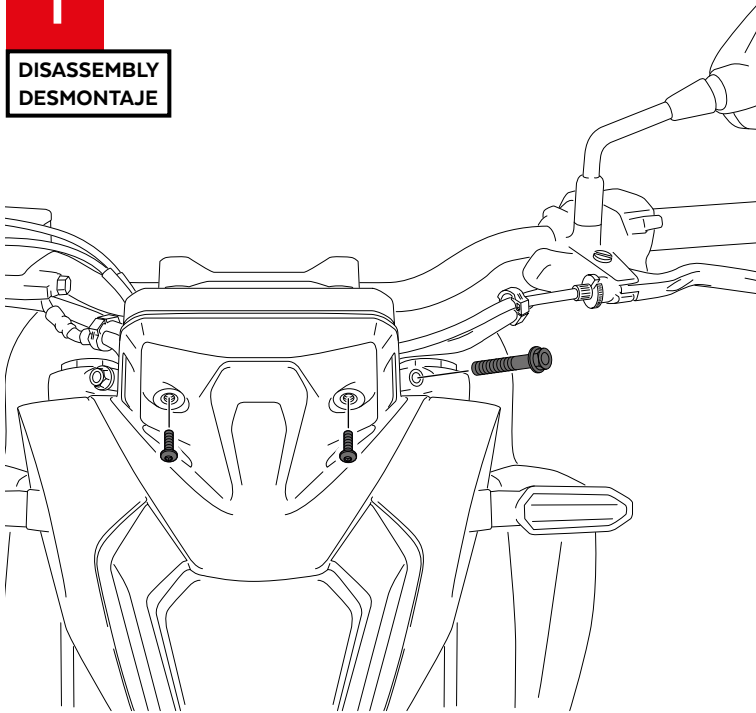
ID	PIEZA/PART	DESCRIPCIÓN	DESCRIPTION	QTY	REF
1		Cúpula touring	Touring screen	1	21935W/H/F/J/RM3
2		Soporte central	Central support	1	SOPOR3P1-C21935
3		Soporte derecho	Right support	1	SOPOR3P1-R21935
4		Soporte izquierdo	Left support	1	SOPOR3P1-L21935
5		Casquillo Ø13x Ø8 x 6mm	Ø13x Ø8 x 6mm arrowhead	2	CASQUI-----776
6		Tornillo M6x20 Ø14 ISO 7380	M6x20 Ø14 ISO 7380 Allen screw	2	TORNI-I7380-404
7		Silentblock Ø12xØ6x9	Ø12xØ6x9 Silentblock	3	AROPASACABLES-1
8		Casquillo con valona Ø12xØ6,8x7,3	Ø12xØ6,8x7,3 Bush with flange	3	CASQUI-1A---750
9		Tornillo Allen M5x12 Ø11 ISO 7380	M5x12 Ø11 ISO 7380 Allen screw	3	TORNI-AI----520
10		Tapón tornillo M5 ISO 7380	M5 ISO 7380 screw cap	3	TAPON-----85

HONDA CB500 HORNET '24-

INSTRUCCIONES DE MONTAJE - MOUNTING INSTRUCTIONS - MONTAGEANLEITUNG

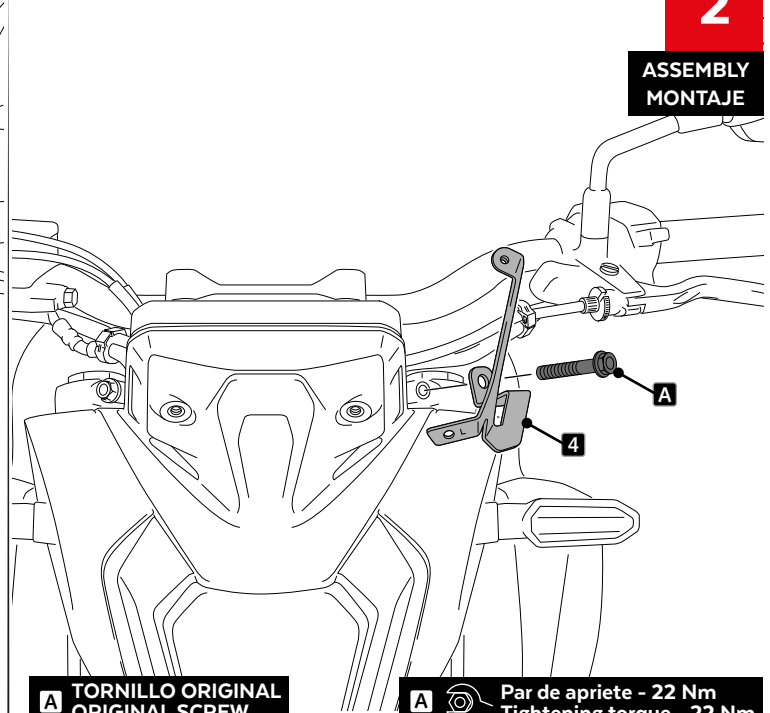
1

DISASSEMBLY
DESMONTAJE



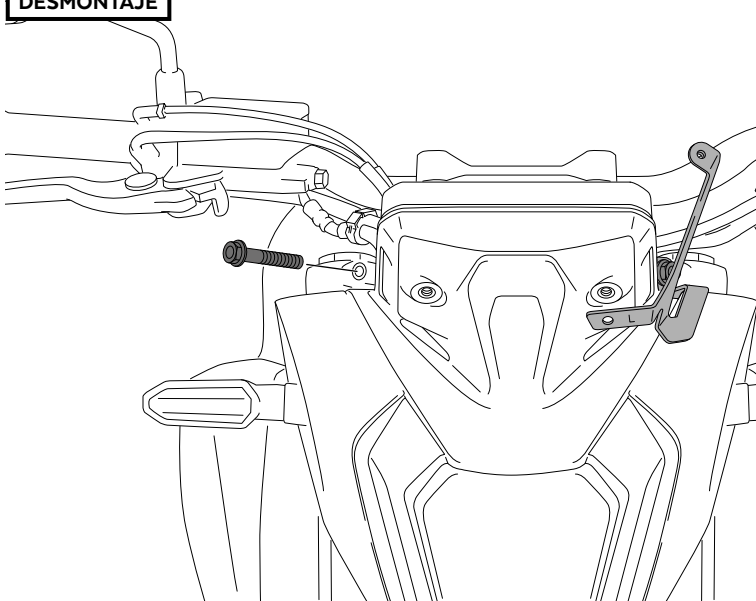
2

ASSEMBLY
MONTAJE



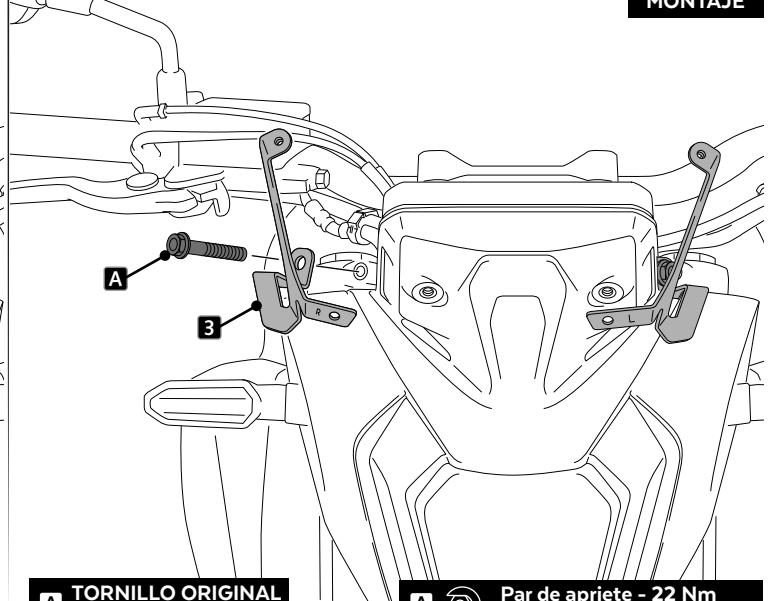
3

DISASSEMBLY
DESMONTAJE



4

ASSEMBLY
MONTAJE

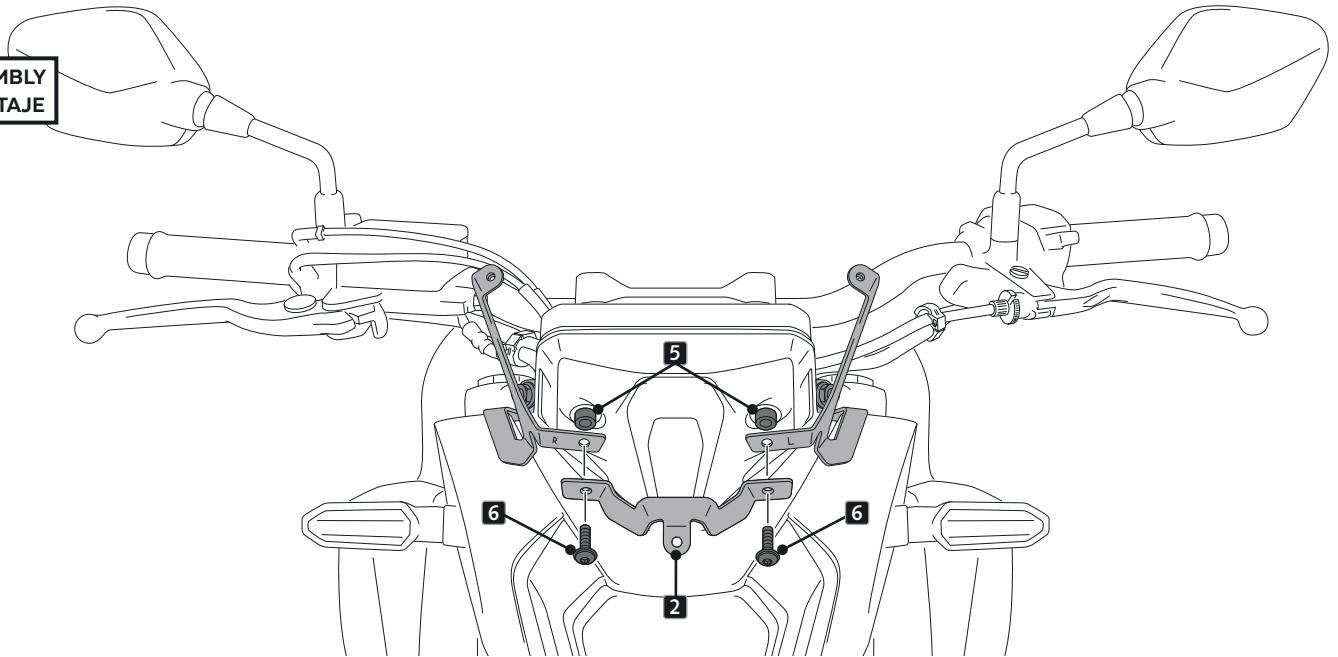



HONDA CB500 HORNET '24-

INSTRUCCIONES DE MONTAJE - MOUNTING INSTRUCTIONS - MONTAGEANLEITUNG

5

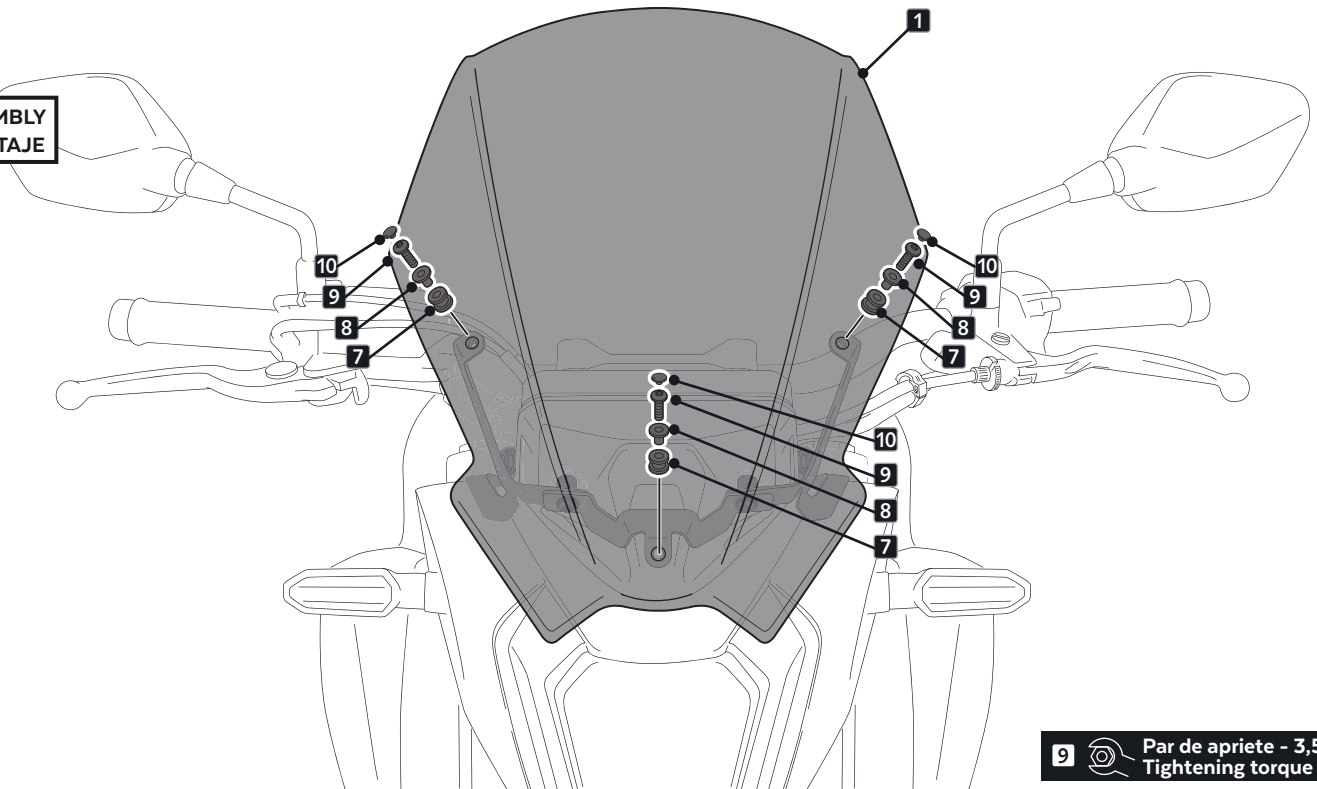
DISASSEMBLY
DESMONTAJE




6  Par de apriete - 5 Nm
Tightening torque - 5Nm

7

DISASSEMBLY
DESMONTAJE



9  Par de apriete - 3,5 Nm
Tightening torque - 3,5Nm