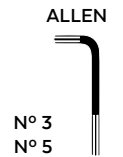



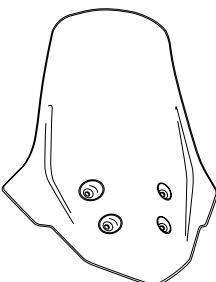
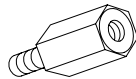




SUZUKI BURGMAN STREET 125 '24-

M O U N T I N G I N S T R U C T I O N S

REF 21926

WINDSHIELD V-TECH TOURING - PANTALLA V-TECH TOURING



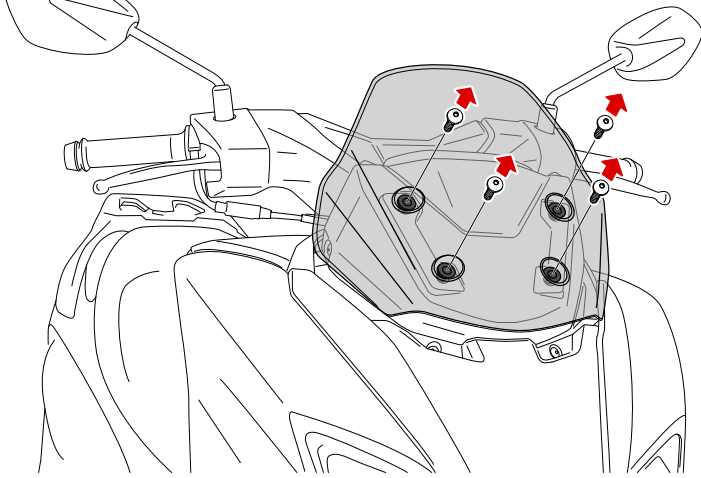
ID.	PIEZA/PART	DESCRIPCIÓN	DESCRIPTION	QTY.	REF.:
1		Cúpula V-tech Touring	V-Tech touring screen	1	21926W/H/FM3
2		Tornillo especial M6x14 Long Hexagonal 27 (Rosca int M5x15)	M6x14 special screw, Hexagonal length 27 (M5x15)	4	TORNI-E-----763
3		Silentblock Ø12xØ6x9	Ø12xØ6x9 Silentblock	4	AROPASACABLES-3
4		Casquillo con valona Ø12xØ6,8x7,3	Ø12xØ6,8x7,3 Bush with flange	4	CASQUI-1A---750
5		Tornillo allen M5x16 Ø11 ISO 7380	M5x16 Ø11 ISO 7380 Allen screw	4	TORNI-I7380-493
6		Tapón tornillo M5 ISO 7380	M5 ISO 7380 screw cap	4	TAPON-----85

SUZUKI BURGMAN STREET 125 '24-

INSTRUCCIONES DE MONTAJE - MOUNTING INSTRUCTIONS - MONTAGEANLEITUNG


1

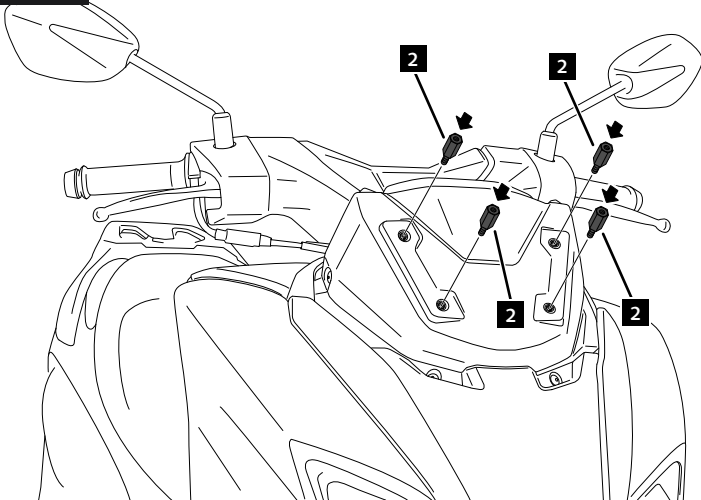
DISASSEMBLY
DESMONTAJE



2

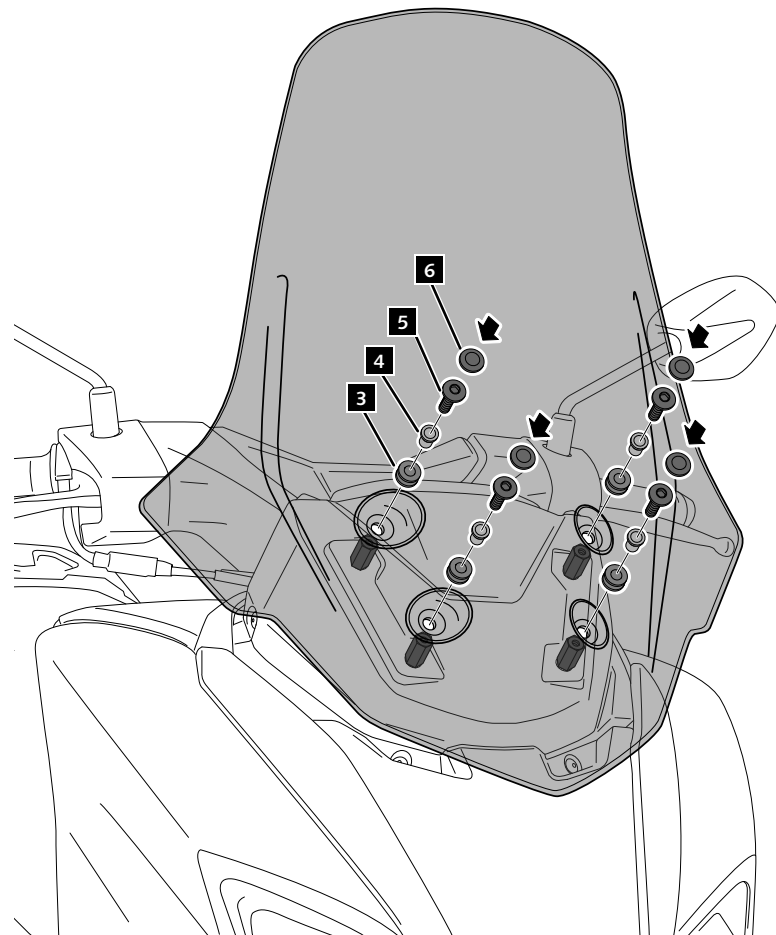
ASSEMBLY
MONTAJE

2  Par de apriete: 7 Nm
Tightening torque: 7 Nm



3

ASSEMBLY
MONTAJE



5  Par de apriete: 3,5 Nm
Tightening torque: 3,5 Nm