

KAWASAKI ZX-4RR '24-

M O U N T I N G I N S T R U C T I O N S

REF 21894N

TAPAS LATERAL IZQUIERDO / LEFT SIDE COVERS



1 Person


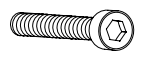


30 min



EASY



ID.	PIEZA / PART	DESCRIPCIÓN	DESCRIPTION	QTY.	REF.:
1		Tapa izquierda	Left cover	1	PT.K15.1
2		Tornillo M6x40 DIN912	M6x40 DIN912 screw	4	-

RECOMENDAMOS MONTAR LOS TORNILLOS APRETANDO UNIFORMEMENTE UNO TRAS OTRO, PARA APRETAR FINALMENTE CON DINAMOMÉTRICA
WE RECOMMEND TO MOUNT THE SCREWS UNIFORMLY TIGHTENING ONE AFTER THE OTHER, TO FINALLY TIGHTEN WITH DYNAMOMETRIC

**CONSULTAR EN NUESTRA PAGINA WEB LA DISPONIBILIDAD DEL VIDEO DE MONTAJE DE ESTA REFERENCIA.
CONSULT OUR WEBSITE THE VIDEO MOUNT AVAILABILITY OF THIS REFERENCE.**



KAWASAKI ZX-4RR '24-

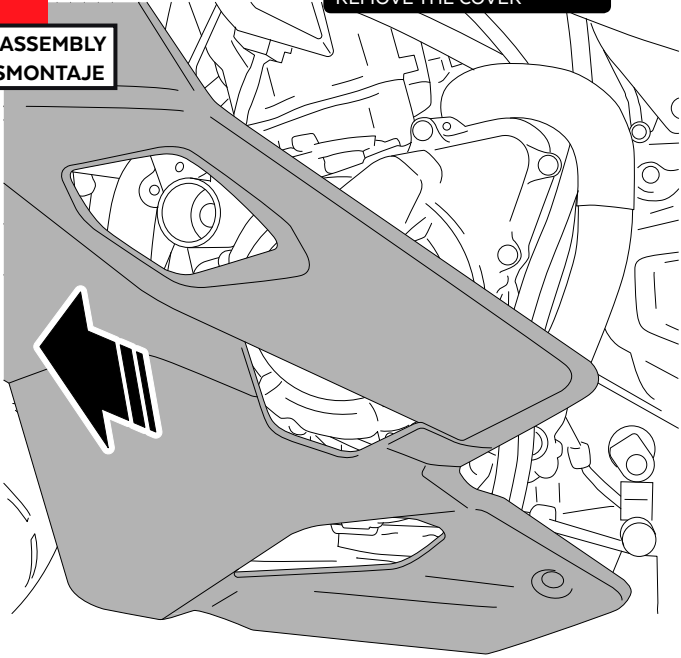
REF 21894N

INSTRUCCIONES DE MONTAJE - MOUNTING INSTRUCTIONS - MONTAGEANLEITUNG

1

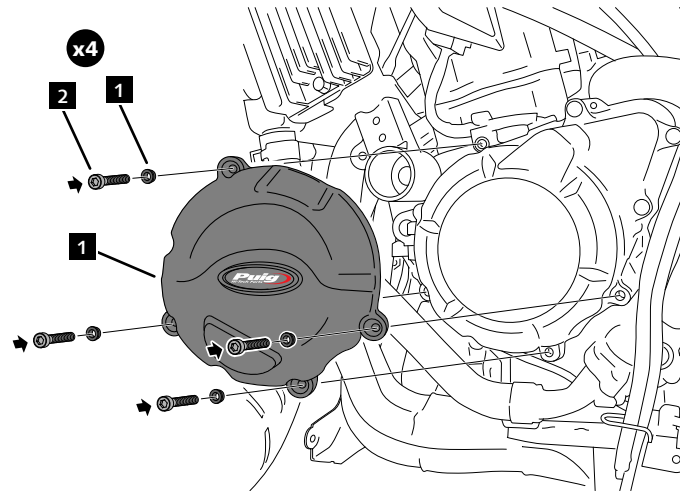
DESMONTAR EL CARENADO /
REMOVE THE COVER


DISASSEMBLY
DESMONTAJE



2

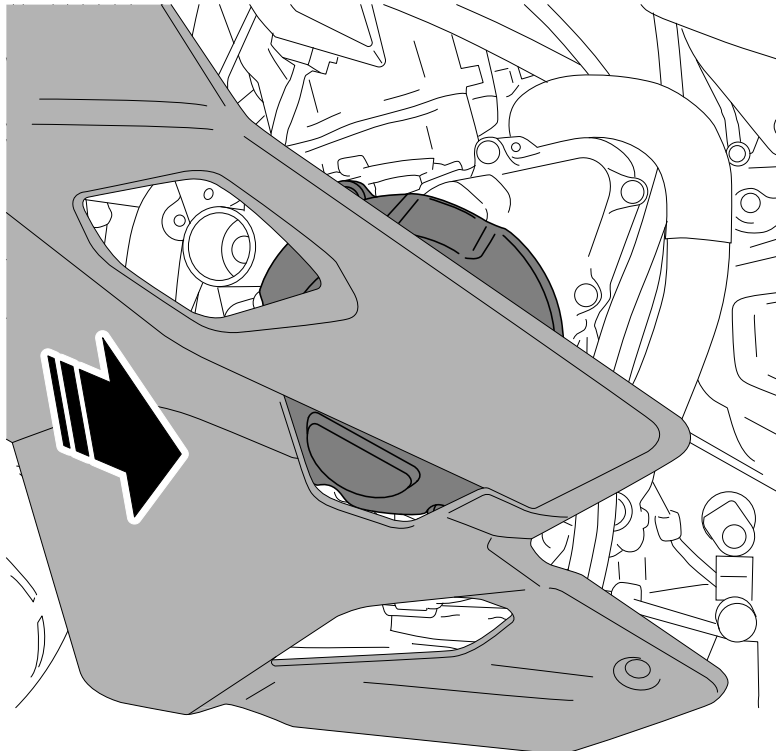
ASSEMBLY
MONTAJE



2  9,80 N/m - Par de apriete
7,23 ft/lb - Tightening torque

3

ASSEMBLY
MONTAJE



MONTAR EL CARENADO /
ASSEMBLE THE COVER

KAWASAKI ZX-4RR '24-

MOUNTING INSTRUCTIONS

REF 21894N

TAPAS LATERAL DERECHO / RIGHT SIDE COVERS



1 Person

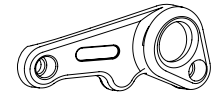


30 min



EASY



ID.	PIEZA / PART	DESCRIPCIÓN	DESCRIPTION	QTY.	REF.:
1		Tapa derecha 1	Right cover 1	1	PT.K15.2
2		Tapa derecha 2	Right cover 2	1	-
3		Tornillo M6x30 DIN912	M6x30 DIN912 screw	2	-
4		Tornillo M6x35 DIN912	M6x35 DIN912 screw	6	-

RECOMENDAMOS MONTAR LOS TORNILLOS APRETANDO UNIFORMEMENTE UNO TRAS OTRO, PARA APRETAR FINALMENTE CON DINAMOMÉTRICA
WE RECOMMEND TO MOUNT THE SCREWS UNIFORMLY TIGHTENING ONE AFTER THE OTHER, TO FINALLY TIGHTEN WITH DYNAMOMETRIC

KAWASAKI ZX-4RR '24-

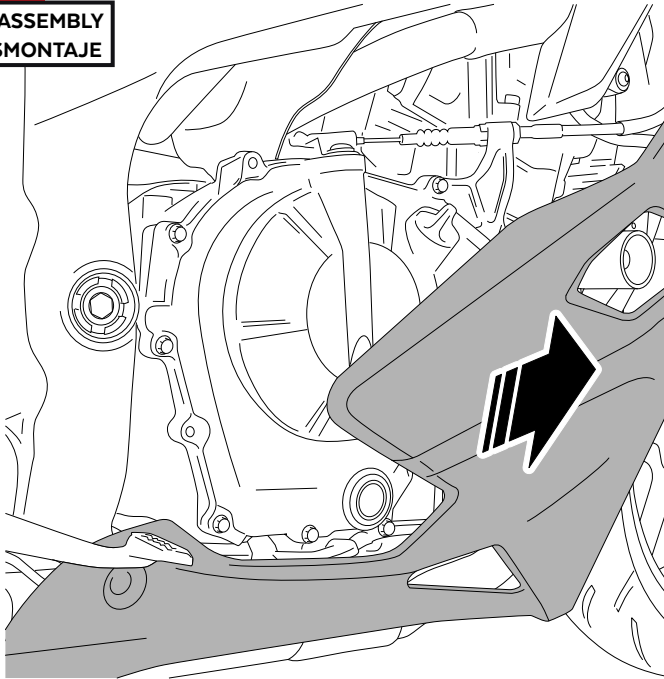
REF 21894N

INSTRUCCIONES DE MONTAJE - MOUNTING INSTRUCTIONS - MONTAGEANLEITUNG

1

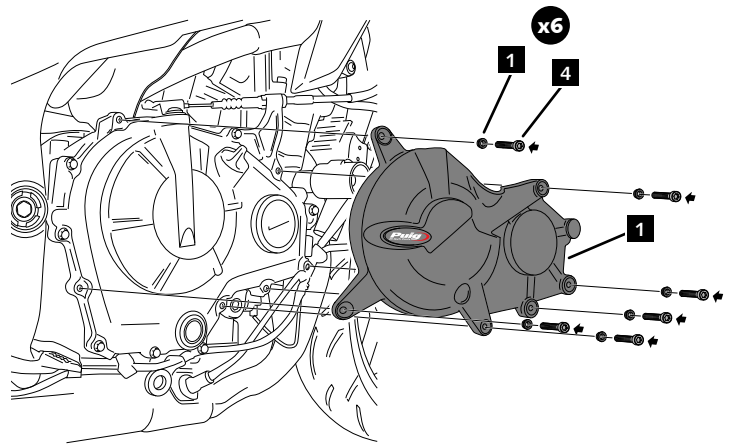
DESMTANTAR EL CARENADO /
REMOVE THE COVER


DISASSEMBLY
DESMONTAJE



2

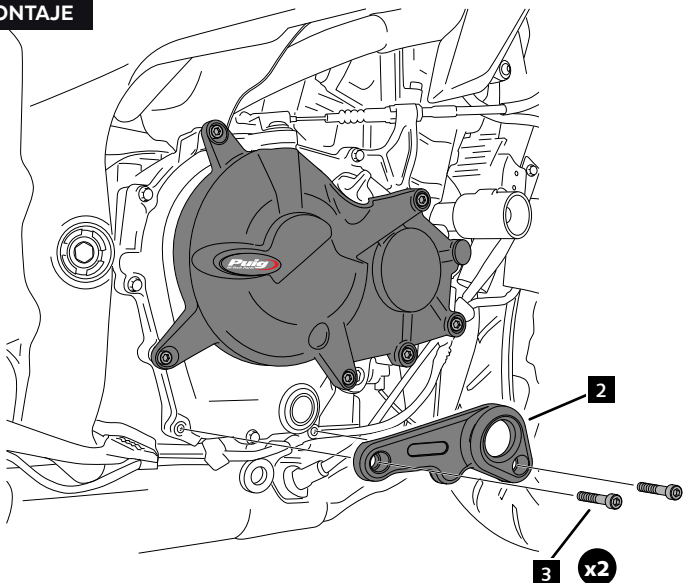
ASSEMBLY
MONTAJE




4  9,80 N/m - Par de apriete
7,23 ft/lb - Tightening torque

3

ASSEMBLY
MONTAJE



3  9,80 N/m - Par de apriete
7,23 ft/lb - Tightening torque

4

ASSEMBLY
MONTAJE

MONTAR EL CARENADO /
ASSEMBLE THE COVER

