

YAMAHA XMAX 125/300 '23-

M O U N T I N G I N S T R U C T I O N S

REF 21745

V-TECH TOURING SCREEN



1 Person



20 min



EASY

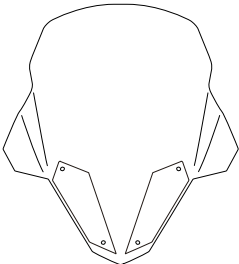




PHILLIPS
SCREWDRIVER



ALLEN
Nº 3
Nº 5



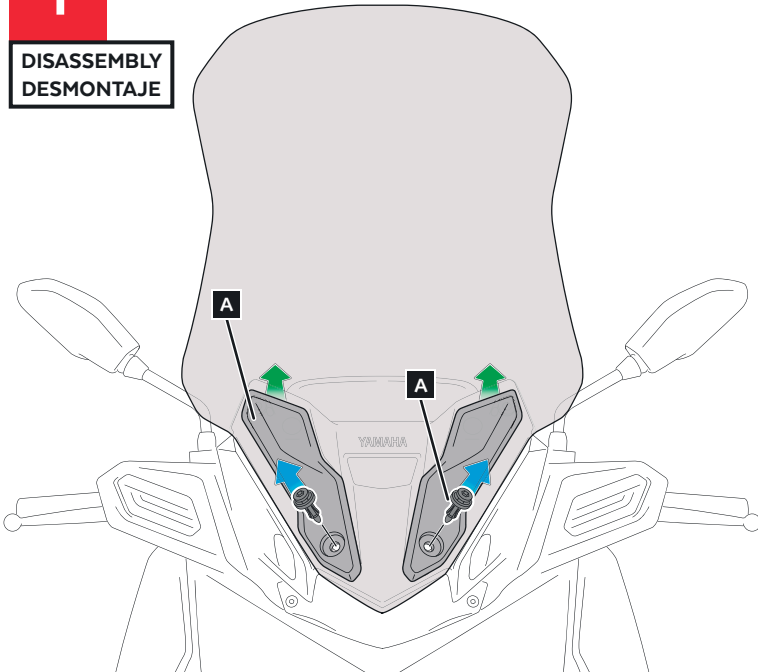
ID	PIEZA/PART	DESCRIPCIÓN	DESCRIPTION	QTY	REF
1		Cúpula Touring	Touring screen	1	21745H/W/FM3
2		Arandela de nylon M5	M5 nylon washer	4	ARNV00000000245
3		Tornillo Allen M5x20 ISO7380	M5x20 ISO7380 Allen screw	4	TORNI-I7380-730
4		Tapón tornillo M5 ISO 7380	M5 ISO 7380 screw cap	4	TAPON-----85

YAMAHA XMAX 125/300 '23-

INSTRUCCIONES DE MONTAJE - MOUNTING INSTRUCTIONS - MONTAGEANLEITUNG

1

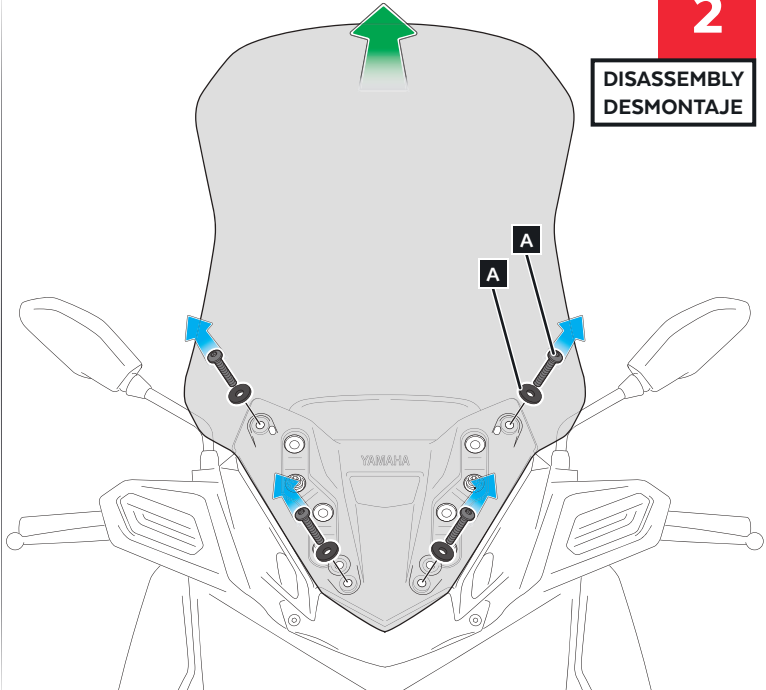
**DISASSEMBLY
DESMONTAJE**



A Pieza original- NO NECESARIO PARA EL MONTAJE DE LA CÚPULA PUIG
Original part- NOT NECESSARY FOR ASSEMBLY OF THE PUIG SCREEN

2

**DISASSEMBLY
DESMONTAJE**



A Pieza original- NO NECESARIO PARA EL MONTAJE DE LA CÚPULA PUIG
Original part- NOT NECESSARY FOR ASSEMBLY OF THE PUIG SCREEN

3

**ASSEMBLY
MONTAJE**

