

SUZUKI GSX-8S '23- / GSX-8R '24-

M O U N T I N G I N S T R U C T I O N S

REF 21699

REAR MUDGUARD



1 Person



30 min



EASY



FIX



N° 8

ALLEN



N° 4

N° 5

ID.	PIEZA/PART	DESCRIPCIÓN	DESCRIPTION	QTY.	REF.:
1		Guardabarros	Rear mudguard	1	21699J/CM3
2		Soporte	Support	1	SOPORIP4--21699
3		Tuerca enjaulada de aluminio M6	M6 cage nut	2	TUERCAJFM6--716
4		Silentblock Ø18x Ø9 xØ11 x8	Ø18x Ø9 xØ11 x8 silentblock	4	SILENBGONE--064
5		Casquillo con valona Ø15 xØ9 x7,5	Ø15 xØ9 x7,5 bush with flange	4	CASQUI-1A---324
6		Tornillo allen M6x20 Ø14 ISO7380	M6x20 Ø14 ISO7380 Allen screw	4	TORNI-I7380-404
7		Tornillo allen M6x16 Ø14 ISO7380	M6x16 Ø14 ISO7380 Allen screw	2	TORNI-I7380-403
8		Tapón tornillo M6	M6 screw cap	4	TAPON-----86

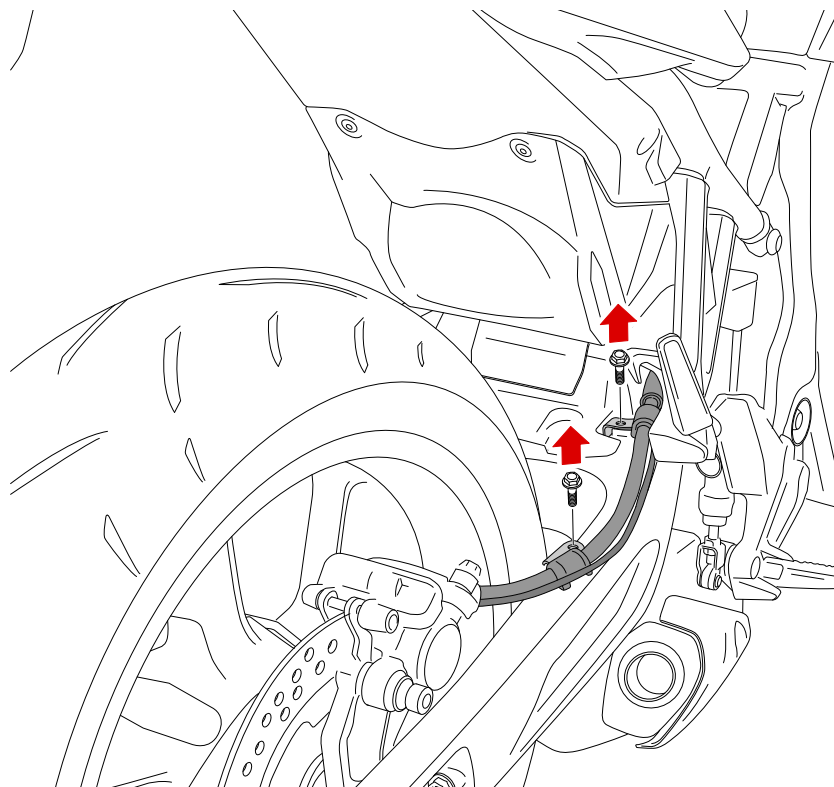
SUZUKI GSX-8S '23- / GSX-8R '24-

INSTRUCCIONES DE MONTAJE - MOUNTING INSTRUCTIONS - MONTAGEANLEITUNG

1

**DISASSEMBLY
DESMONTAJE**

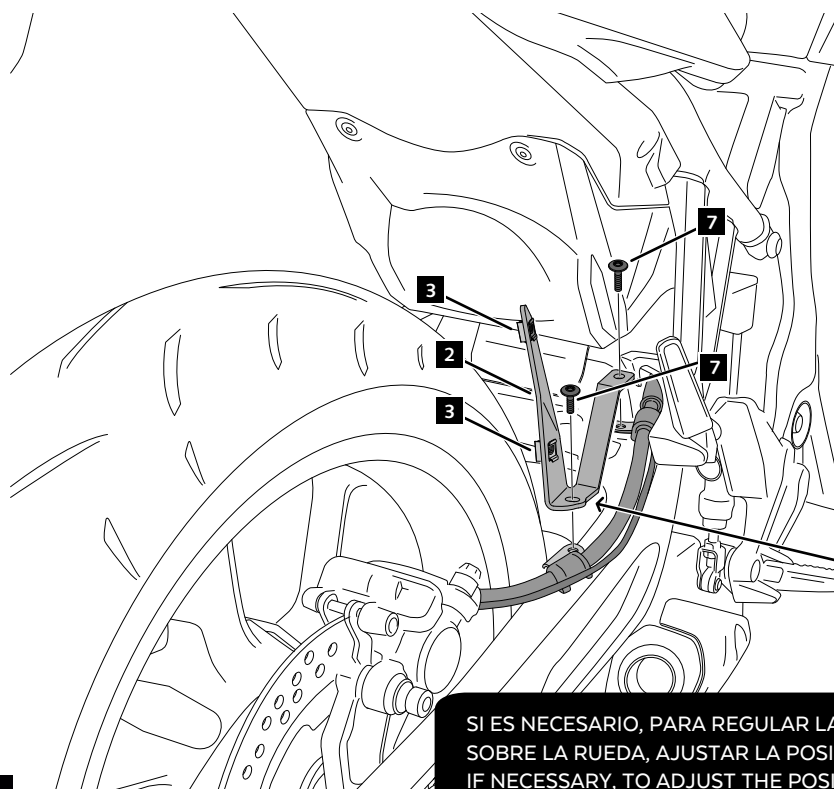
RIGHT SIDE



2

**ASSEMBLY
MONTAJE**

RIGHT SIDE



7



Par de apriete - 7 Nm
Tightening torque - 7 Nm

SI ES NECESARIO, PARA REGULAR LA POSICIÓN DEL GUARDABARROS SOBRE LA RUEDA, AJUSTAR LA POSICIÓN DEL SOPORTE ID2.
IF NECESSARY, TO ADJUST THE POSITION OF THE MUDGUARD ON THE WHEEL, ADJUST THE POSITION OF THE ID2 SUPPORT.

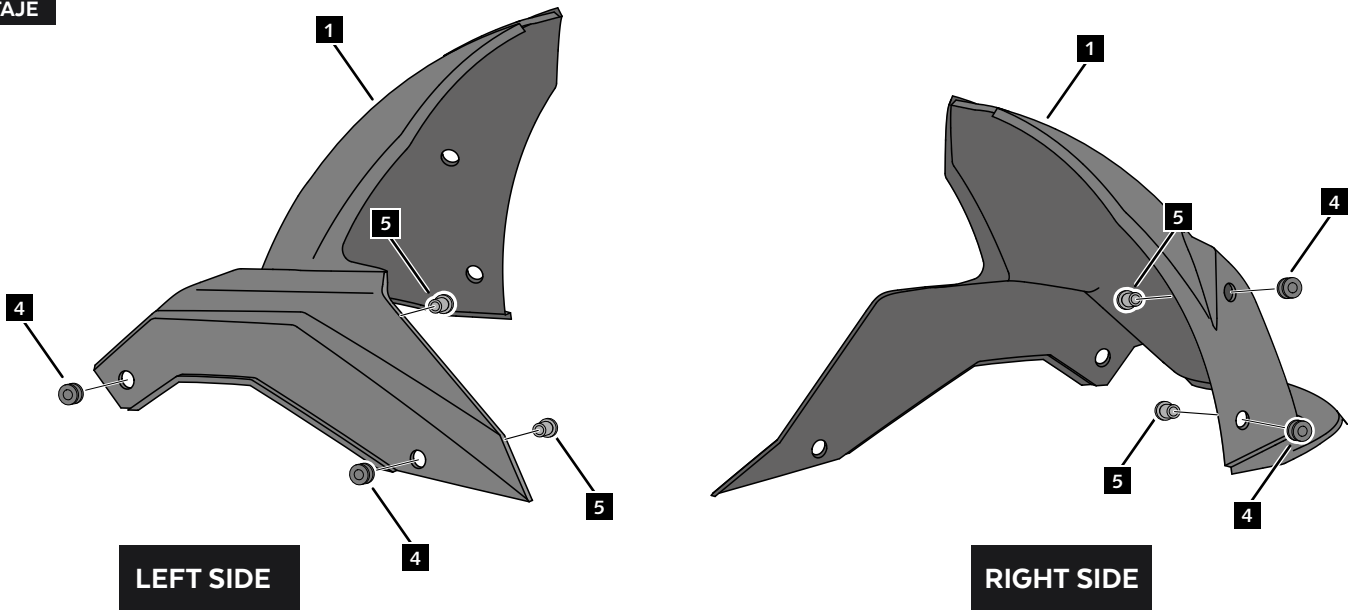
SUZUKI GSX-8S '23- / GSX-8R '24-

INSTRUCCIONES DE MONTAJE - MOUNTING INSTRUCTIONS - MONTAGEANLEITUNG

3

ASSEMBLY
MONTAJE

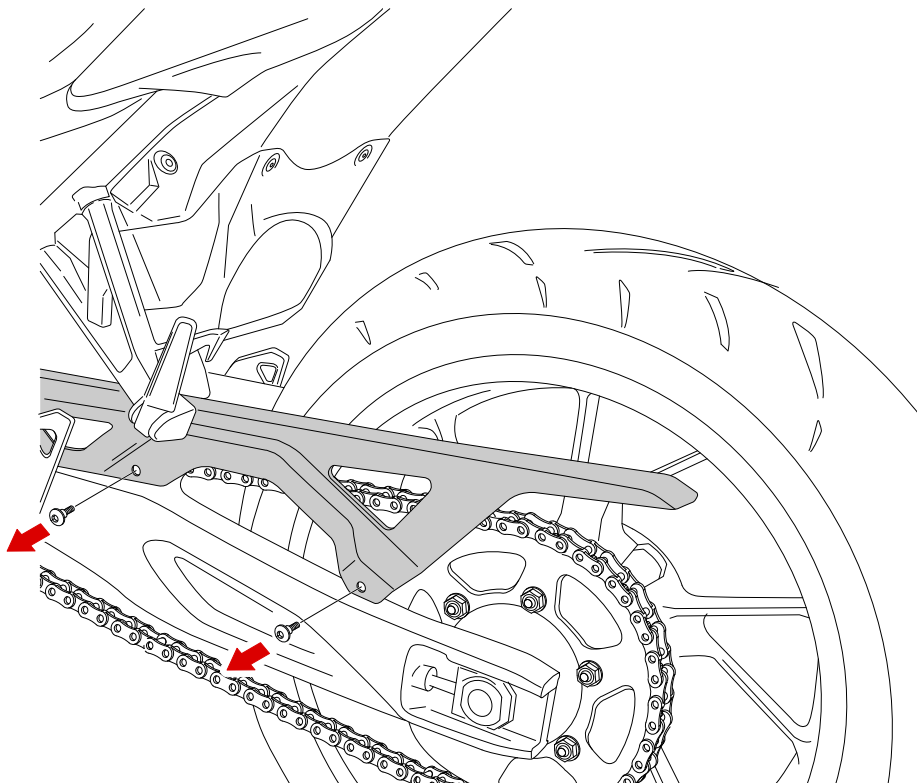
PUIG MUDGUARD PRE-ASSEMBLY



4

DISASSEMBLY
DESMONTAJE

LEFT SIDE



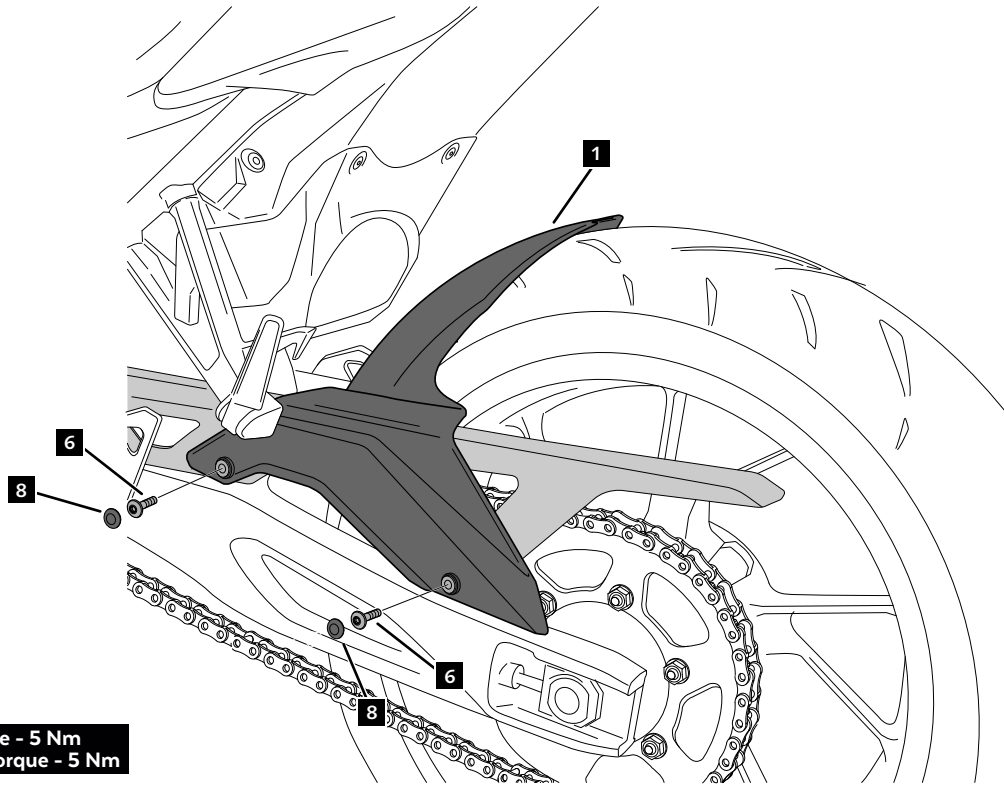
SUZUKI GSX-8S '23- / GSX-8R '24-

INSTRUCCIONES DE MONTAJE - MOUNTING INSTRUCTIONS - MONTAGEANLEITUNG

5

ASSEMBLY
MONTAJE

LEFT SIDE

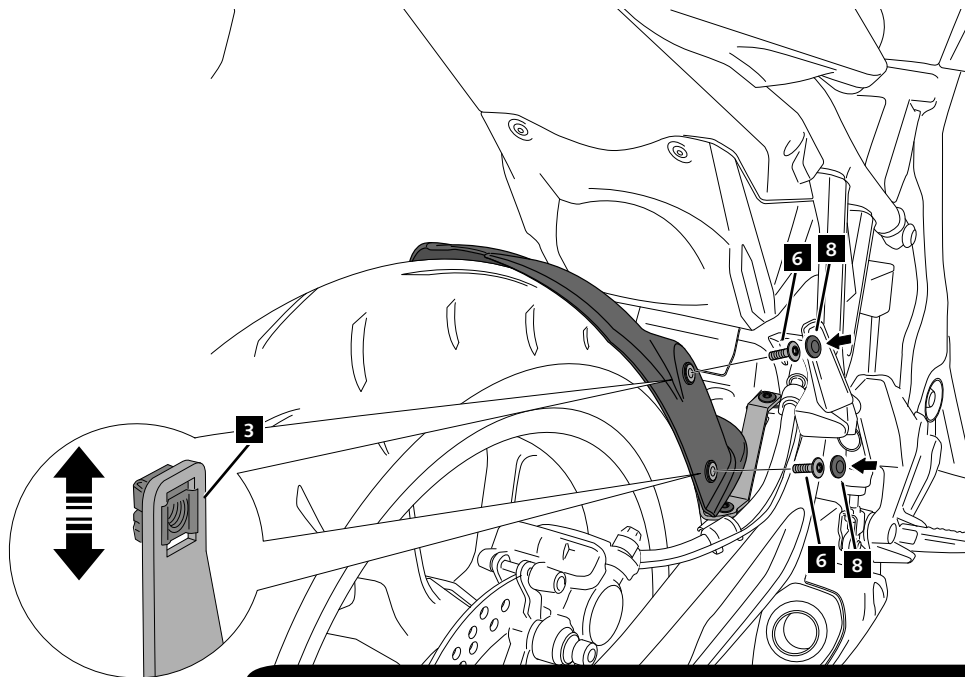


6 Par de apriete - 5 Nm
Tightening torque - 5 Nm

6

ASSEMBLY
MONTAJE

RIGHT SIDE



6 Par de apriete - 5 Nm
Tightening torque - 5 Nm

PARA REGULAR LA POSICIÓN DEL GUARDABARROS SOBRE LA RUEDA,
AFLOJAR LOS TORNILLOS ID6 Y SUBIR/BAJAR LA POSICIÓN DE LAS TUERCAS ID3
TO ADJUST THE POSITION OF THE MUDGUARD ON THE WHEEL,
LOOSEN THE ID-6 SCREWS AND RAISE/ LOWER THE POSITION OF THE ID-3 NUTS.