

BMW S1000RR '19-

M O U N T I N G I N S T R U C T I O N S

REF 21526

BRAKE COOLER



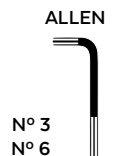
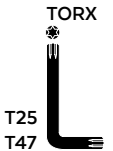
1 Person



30 min



EASY



ID.	PIEZA/PART	DESCRIPCIÓN	DESCRIPTION	QTY.	REF.:
1		Brake cooler derecho	Right brake cooler	1	21526J/NM3
2		Brake cooler izquierdo	Left brake cooler	1	21526J/NM3
3		Soporte aluminio derecho delantero (°)	Front right aluminum support (°)	1	SOPOR6P7RD21526
4		Soporte aluminio derecho trasero inferior (°)	Lower right rear aluminum support (°)	1	SOPOR6P7RI21526
5		Soporte aluminio derecho trasero superior (°)	Upper right rear aluminum support (°)	1	SOPOR6P7RS21526
6		Soporte aluminio izquierdo delantero	Front left aluminum support	1	SOPOR6P7LD21526
7		Soporte aluminio izquierdo trasero inferior	Lower left rear aluminum support	1	SOPOR6P7LI21526
8		Soporte aluminio izquierdo inferior superior	Upper left rear aluminum support	1	SOPOR6P7LS21526
9		Tornillo M8x45 DIN912 12,9	M8x45 DIN912 allen screw	4	TORNI-D912--622
10		Casquillo Ø13 x Ø8,5 x 12	Ø13 x Ø8,5 x 12 arrowhead	4	CASQUI-M----769
11		Casquillo Ø14 x Ø8,5 x 10	Ø14 x Ø8,5 x 10 arrowhead	4	CASQUI-----576
12		Tapón tornillo M5 ISO 7380	M5 ISO 7380 screw cap	10	TAPON-----85
13		Tornillo allen M5x12 Ø11 ISO 7380	M5x12 Ø11 ISO 7380 allen screw	10	TORNI-AI----520
14		Arandela de nylon M5x1	M5x1 nylon washer	10	ARNV00000000245
15		Arandela de goma Ø4,5 x Ø11 x 2mm	Ø4,5 x Ø11 x 2mm rubber washer	10	ARAND-EPDM--722

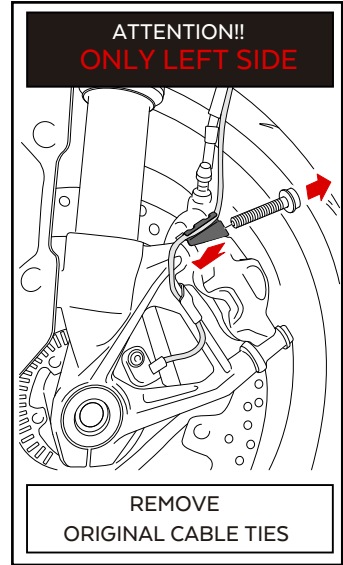
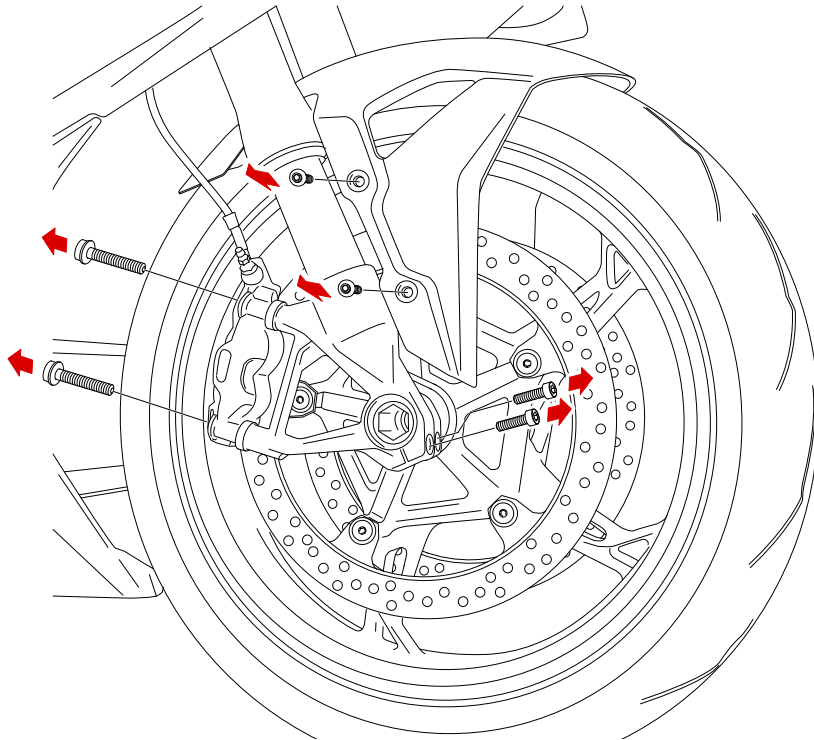
BMW S1000RR '19-

INSTRUCCIONES DE MONTAJE - MOUNTING INSTRUCTIONS - MONTAGEANLEITUNG

Se muestra el montaje del lado derecho a modo de ejemplo, realizar los mismos pasos para el montaje del lado izquierdo.
The right side assembly is shown as an example, so the same steps can be performed for the left side assembly.

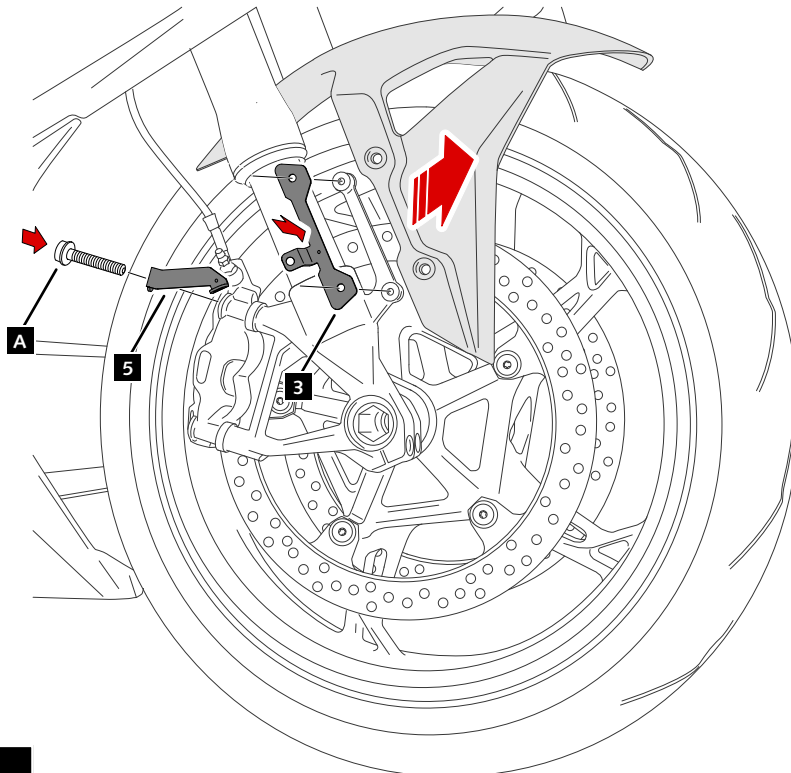
1

DISASSEMBLY
DESMONTAJE



2

ASSEMBLY
MONTAJE



A Tornillería original
Original screws

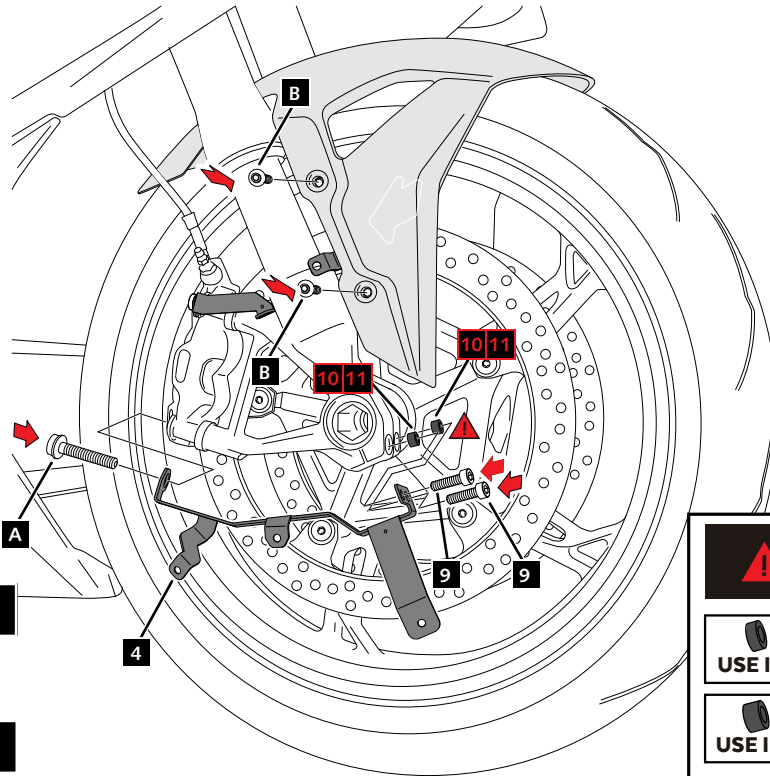
A  Par de apriete - 38 Nm
Tightening torque - 38 Nm

BMW S1000RR '19-

INSTRUCCIONES DE MONTAJE - MOUNTING INSTRUCTIONS - MONTAGEANLEITUNG

3

ASSEMBLY
MONTAJE



A Tornillería original
Original screws

A Par de apriete - 38 Nm
Tightening torque - 38 Nm

B Tornillería original
Original screws

B Par de apriete - 3 Nm
Tightening torque - 3 Nm

9 Par de apriete - 19 Nm
Tightening torque - 19 Nm

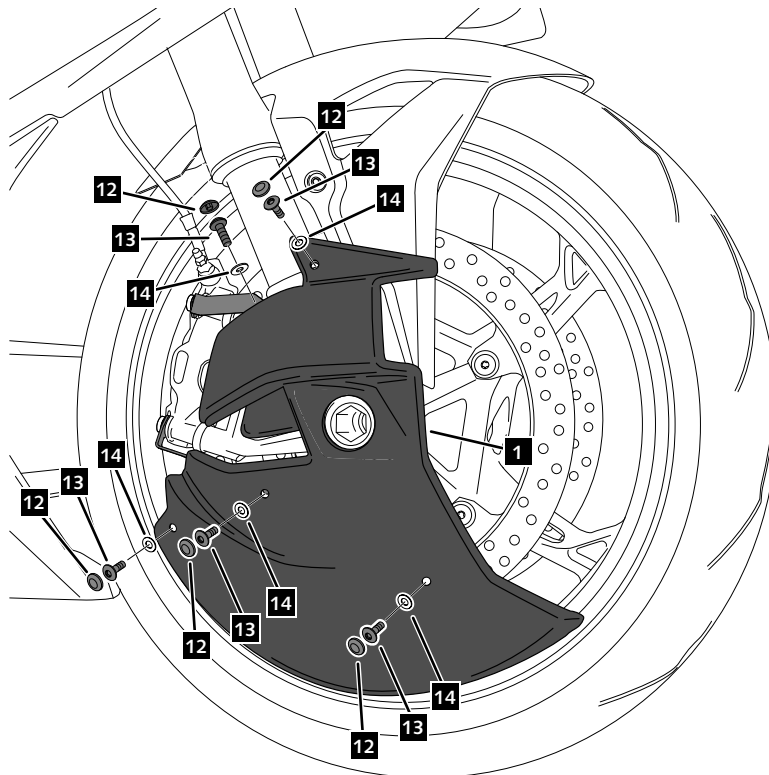
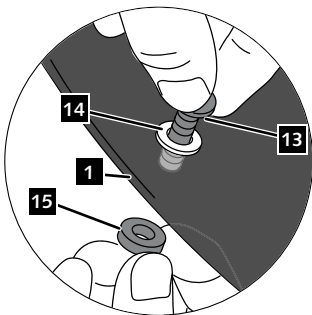
! ATTENTION ARROWHEAD

BMW S1000RR 2019-2022
USE ID11 $\phi 8,5 \times \phi 14 \times 10\text{mm}$ ARROWHEAD

BMW S1000RR 2023-
USE ID10 $\phi 8,5 \times \phi 13 \times 12\text{mm}$ ARROWHEAD

4

ASSEMBLY
MONTAJE



13 Par de apriete - 3 Nm
Tightening torque - 3 Nm