

DUCATI PANIGALE V4 '18-'20

M O U N T I N G I N S T R U C T I O N S

REF 21505N

TAPAS LATERAL IZQUIERDO / LEFT SIDE COVERS

ATENCIÓN: Tapas con avisador de desgaste homologadas por la Federación Internacional de Motociclismo (FIM). Aptas para uso en competición.
ATTENTION: Covers with a wear warning device approved by the International Motorcycling Federation (FIM). Suitable for use in competition.
ATTENTION: Protections Carters avec temoins d'usure Homologues par la FIM (Federation Internationale de Motocyclisme). Convient pour un usage en competition.
ACHTUNG: Abdeckungen mit einer von der International Motorcycling Federation (FIM) zugelassenen Verschleißwarnvorrichtung. Geeignet für den Einsatz im Wettkampf.



1 Person

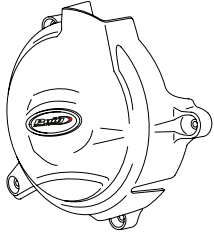
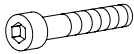


30 min



EASY



| ID. | PIEZA / PART | DESCRIPCIÓN | DESCRIPTION | QTY. | REF.: |
|-----|---|-----------------------|--------------------|------|-----------------|
| 1 |  | Tapa embrague | Clutch cover | 1 | CONJUNTO--20139 |
| 2 |  | Tornillo M6x25 DIN912 | M6x25 DIN912 screw | 4 | - |

**CONSULTAR EN NUESTRA PAGINA WEB LA DISPONIBILIDAD DEL VIDEO DE MONTAJE DE ESTA REFERENCIA.
 CONSULT OUR WEBSITE THE VIDEO MOUNT AVAILABILITY OF THIS REFERENCE.**



DUCATI PANIGALE V4 '18-'20

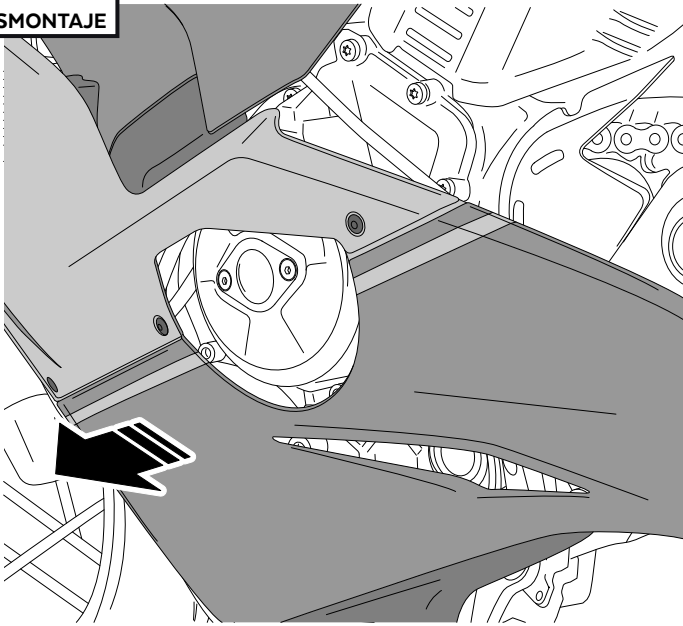
REF 20505N

INSTRUCCIONES DE MONTAJE - MOUNTING INSTRUCTIONS - MONTAGEANLEITUNG

1

DESMONTAR EL CARENADO /
REMOVE THE COVER

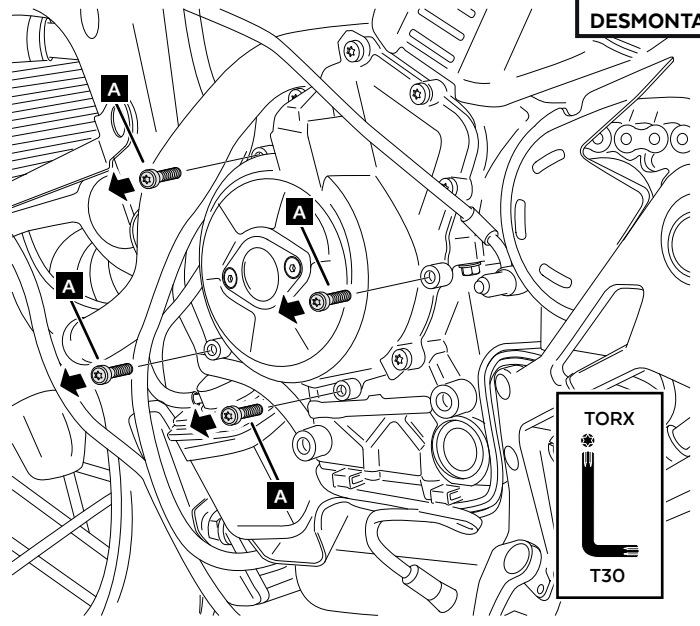
DISASSEMBLY
DESMONTAJE



2

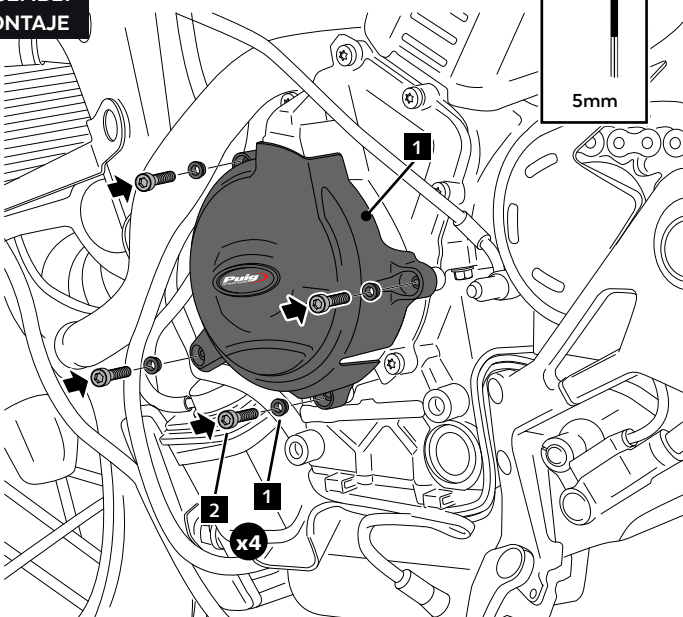
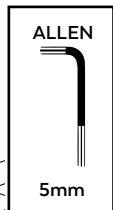
A Tornillería original
Original screws

DISASSEMBLY
DESMONTAJE



3

ASSEMBLY
MONTAJE

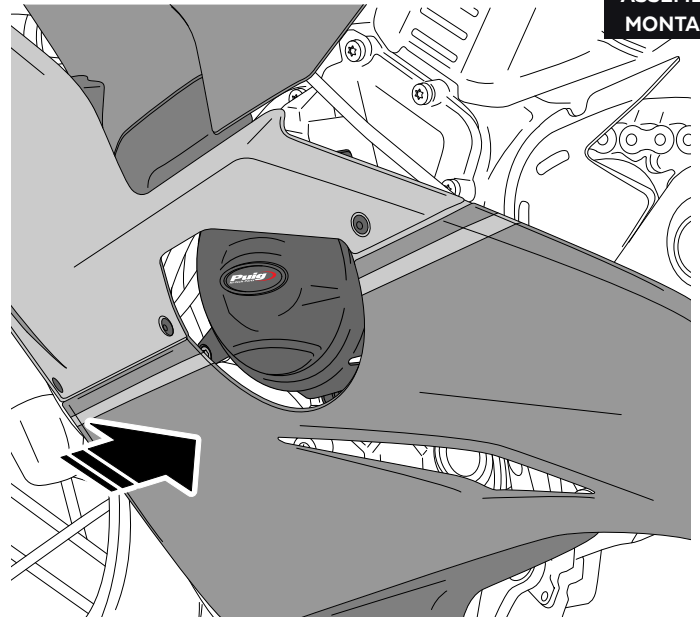


2 3,50 N/m + ángulo giro 90° - Par de apriete
2,58 ft/lb + turning angle 90° - Tightening torque

4

MONTAR EL CARENADO /
ASSEMBLE THE COVER

ASSEMBLY
MONTAJE



DUCATI PANIGALE V4 '18-'20

MOUNTING INSTRUCTIONS

REF 21505N

TAPAS LATERAL DERECHO / RIGHT SIDE COVERS



1 Person

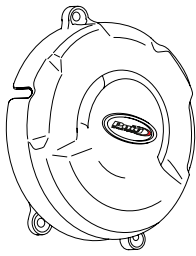
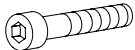


30 min



EASY



| ID. | PIEZA / PART | DESCRIPCIÓN | DESCRIPTION | QTY. | REF.: |
|-----|---|-----------------------|--------------------|------|-----------------|
| 1 |  | Tapa alternador | Alternator cover | 1 | CONJUNTO--20139 |
| 2 |  | Tornillo M6x25 DIN912 | M6x25 DIN912 screw | 4 | - |

DUCATI PANIGALE V4 '18-'20

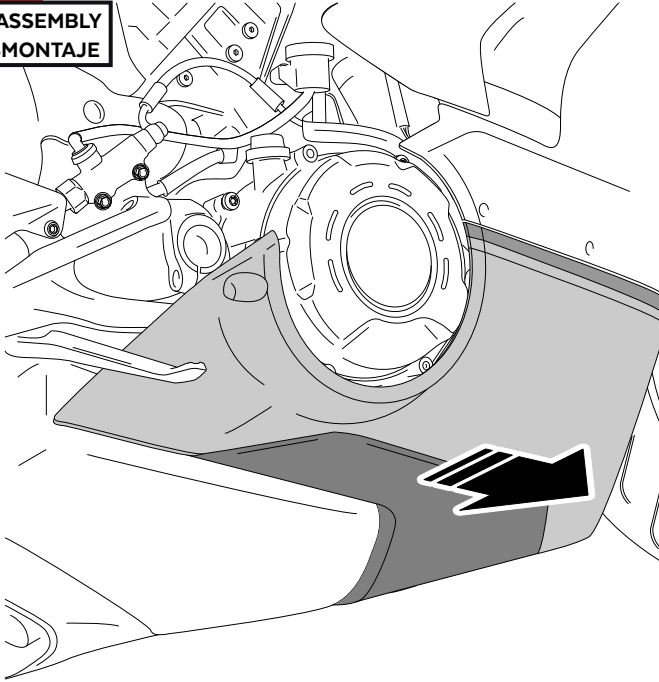
REF 20505N

INSTRUCCIONES DE MONTAJE - MOUNTING INSTRUCTIONS - MONTAGEANLEITUNG

1

DESMONTAR EL CARENADO /
REMOVE THE COVER

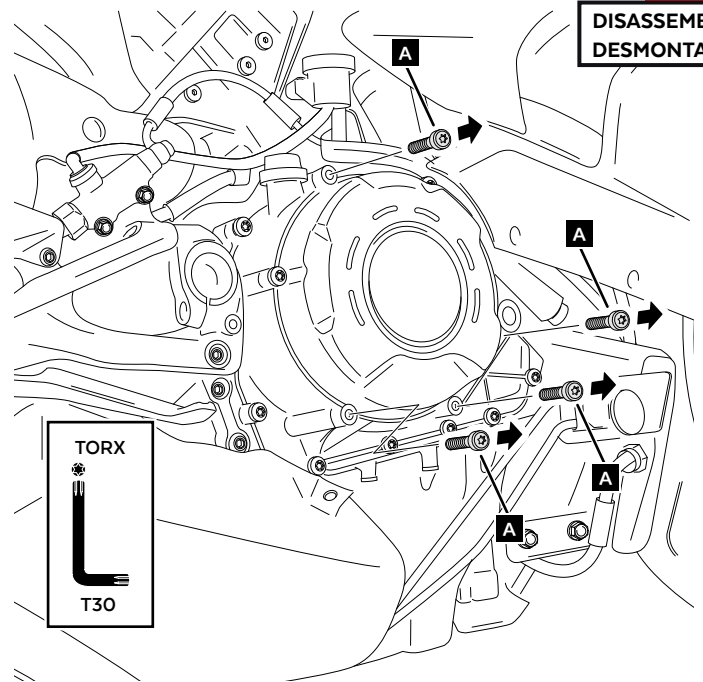
DISASSEMBLY
DESMONTAJE



A Tornillería original
Original screws

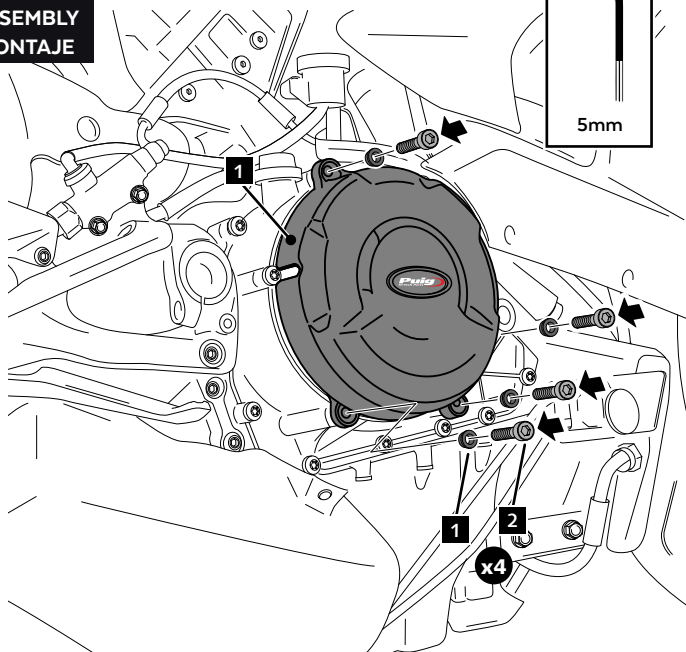
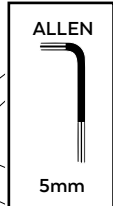
2

DISASSEMBLY
DESMONTAJE



3

ASSEMBLY
MONTAJE



2 3,50 N/m + ángulo giro 90° - Par de apriete
2,58 ft/lb + turning angle 90° - Tightening torque

MONTAR EL CARENADO /
ASSEMBLE THE COVER

4

ASSEMBLY
MONTAJE

