

BMW S1000R '21-

M O U N T I N G I N S T R U C T I O N S

REF 20888

CARENABRÍS NG TOURING / WINDSHIELD NG TOURING



TORX
T25
T40



ALLEN
Nº 3
Nº 6



Nº 11



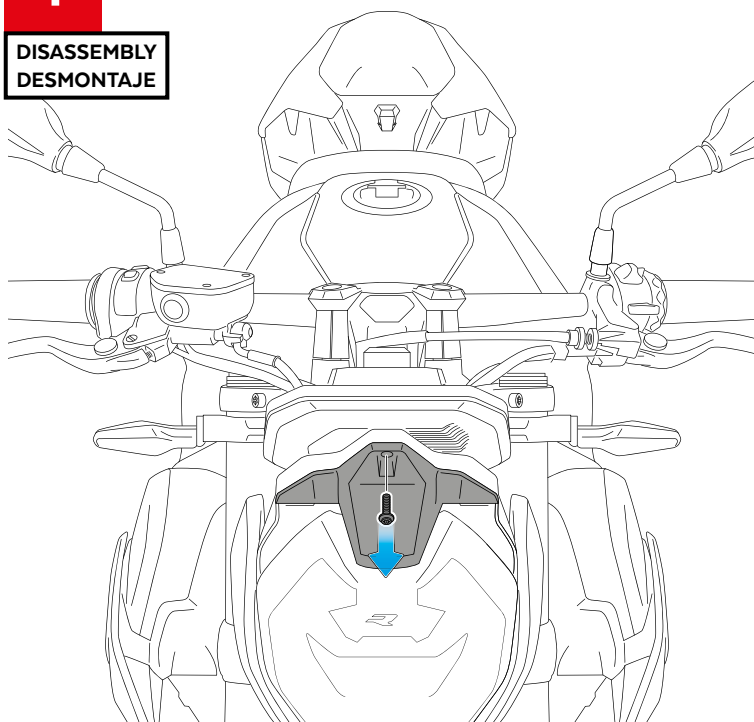
ID	PIEZA/PART	DESCRIPCIÓN	DESCRIPTION	QTY	REF
1		Cúpula Touring	Touring screen	1	10855W/H/N/F/AM3
2		Soporte principal	Main suport	1	SOP1P7-C--20886
3		Soporte izquierdo	Left support	1	SOP2P7-L--20889
4		Soporte derecho	Right support	1	SOP2P7-R--20889
5		Tornillo Allen M8x45 DIN 912	M8x45 DIN 912 Allen screw	3	TORNI-AD912-508
6		Casquillo Ø14xØ8,5x12	Ø14xØ8,5x12 Arrowhead	2	CASQUI-----0083
7		Silentblock Ø12xØ6x9	Ø12xØ6x9 Silentblock	5	AROPASACABLES-3
8		Casquillo con valona Ø12xØ6,8x7,3	Ø12xØ6,8x7,3 Bush with flange	5	CASQUI-1A---750
9		Tornillo Allen M5x16 Ø11 ISO 7380	M5x16 Ø11 ISO 7380 Allen screw	8	TORNI-I7380-493
10		Tapón tornillo M5 ISO 7380	M5 ISO 7380 screw cap	5	TAPON-----85

BMW S1000R '21-

INSTRUCCIONES DE MONTAJE - MOUNTING INSTRUCTIONS - MONTAGEANLEITUNG

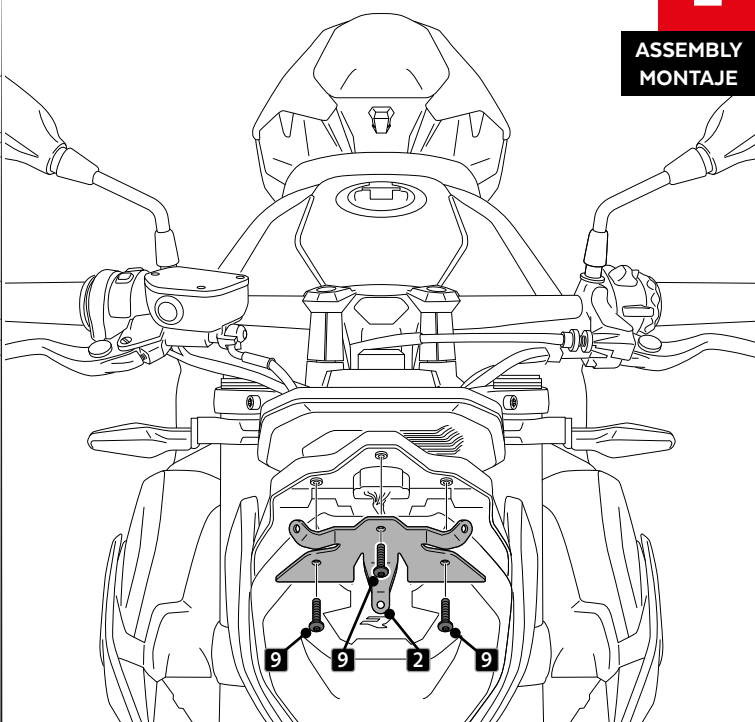
1

DISASSEMBLY
DESMONTAJE



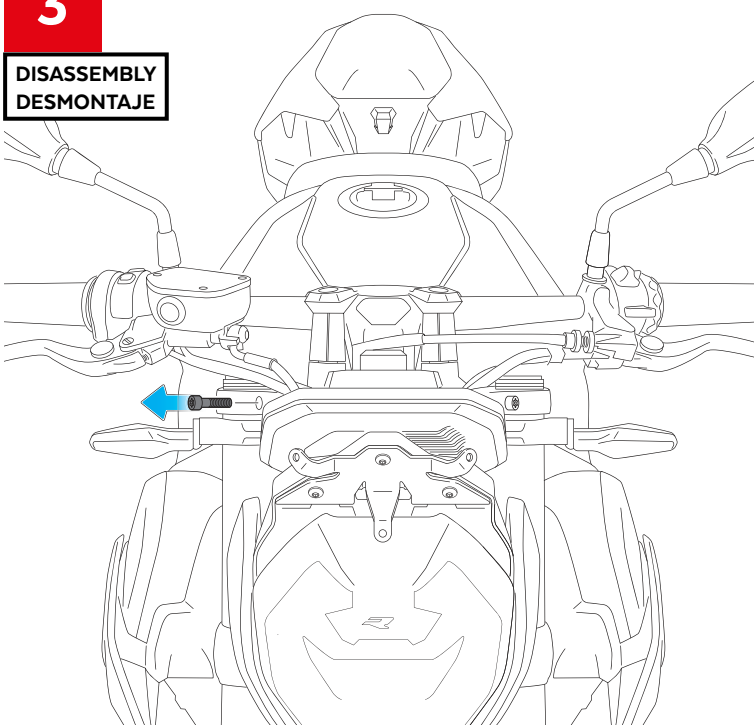
2

ASSEMBLY
MONTAJE



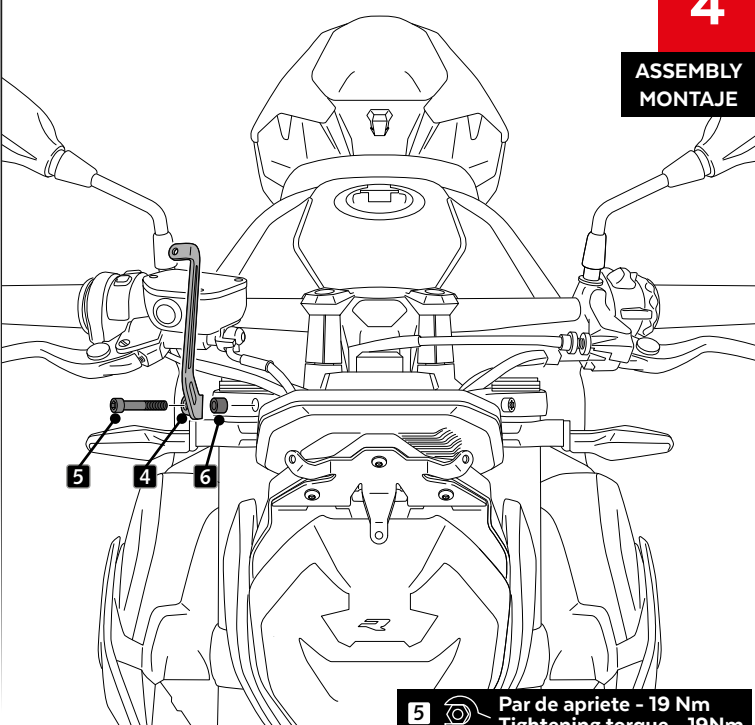
3


DISASSEMBLY
DESMONTAJE



4

ASSEMBLY
MONTAJE



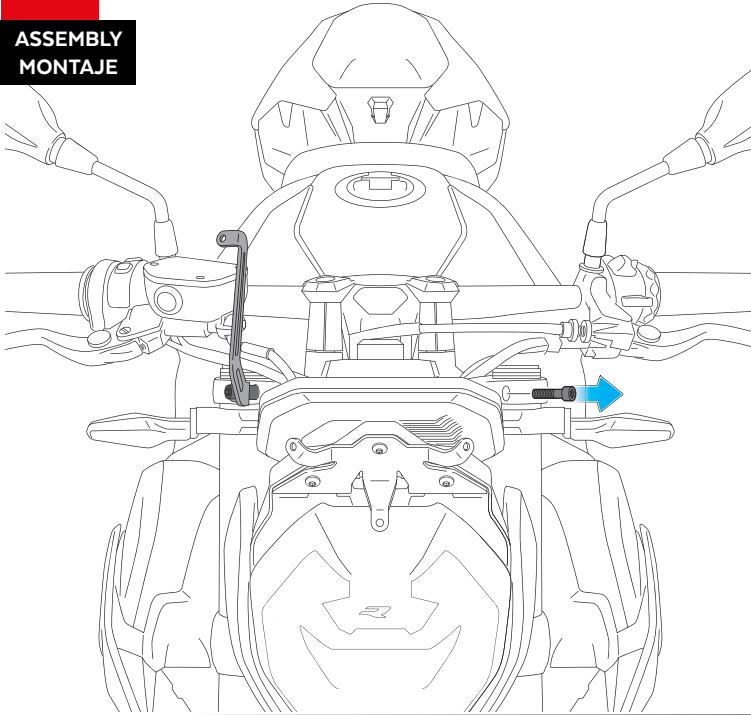
5  Par de apriete - 19 Nm
Tightening torque - 19Nm

BMW S1000R '21-

INSTRUCCIONES DE MONTAJE - MOUNTING INSTRUCTIONS - MONTAGEANLEITUNG

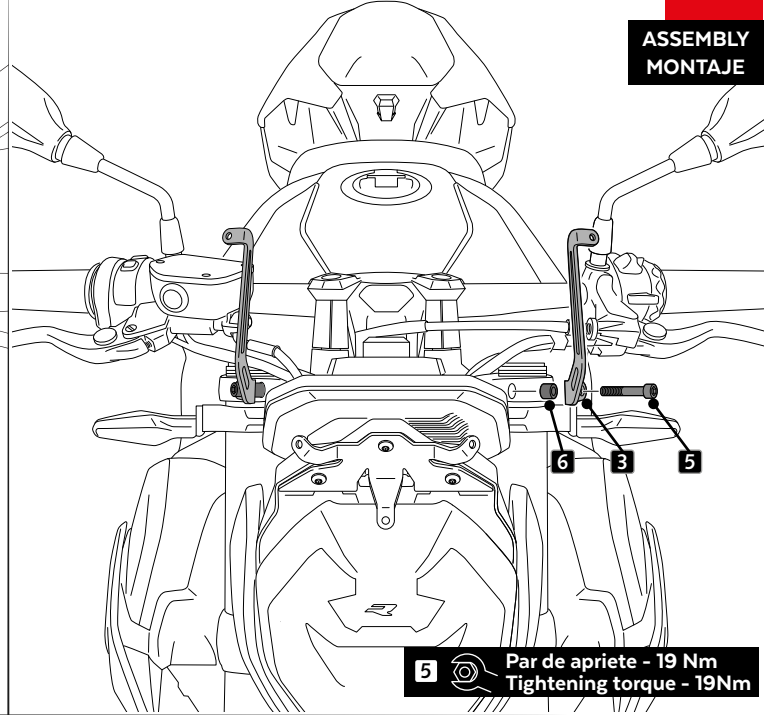
5

ASSEMBLY
MONTAJE



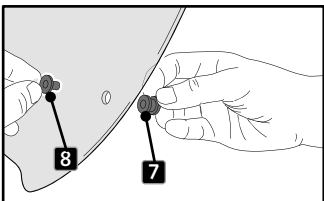
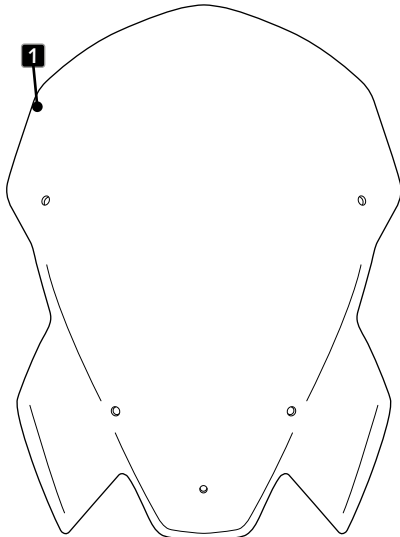
6

ASSEMBLY
MONTAJE



7

ASSEMBLY
MONTAJE



8

ASSEMBLY
MONTAJE

