

# DUCATI MULTISTRADA V4 '21-

## M O U N T I N G I N S T R U C T I O N S

REF 20728

CÚPULA TOURING / TOURING SCREEN



1 Person



20 min

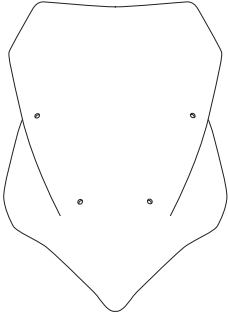









EASY



TORX  
T25

ALLEN  
Nº 3

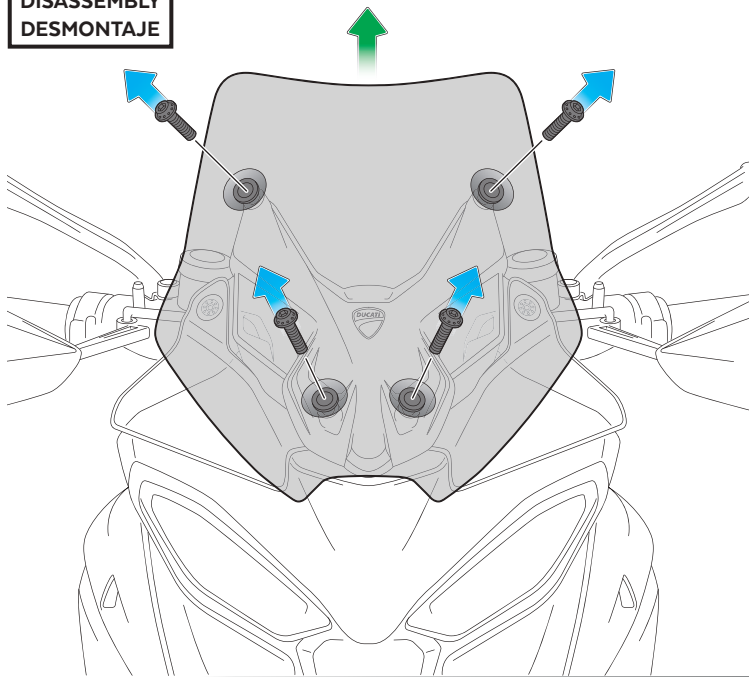
ID	PIEZA/PART	DESCRIPCIÓN	DESCRIPTION	QTY	REF
1		Cúpula Touring	Touring screen	1	20728H/WM3
2		Soporte izquierdo ( L )	Left support ( L )	1	SOPOR2P2-L20728
3		Soporte derecho ( R )	Right support ( R )	1	SOPOR2P2-R20728
4		Tornillo Allen M5x11 Ø11 ISO 7380	M5x11 Ø11 ISO 7380 Allen screw	4	TORNI-AI----520
5		Silentblock Ø9 xØ6 x8mm	Ø9 xØ6 x8mm silentblock	4	AROPASACABLES-3
6		Casquillo con valona Ø12xØ6,8x7,3	Ø12xØ6,8x7,3 bush with flange	4	CASQUI-1A---750
7		Tornillo Allen M5x16 Ø11 ISO 7380	M5x16 Ø11 ISO 7380 Allen screw	4	TORNI-I7380-493
8		Tapón tornillo M5 ISO 7380	M5 ISO 7380 screw cap	4	TAPON-----85

# DUCATI MULTISTRADA V4 '21-

INSTRUCCIONES DE MONTAJE - MOUNTING INSTRUCTIONS - MONTAGEANLEITUNG

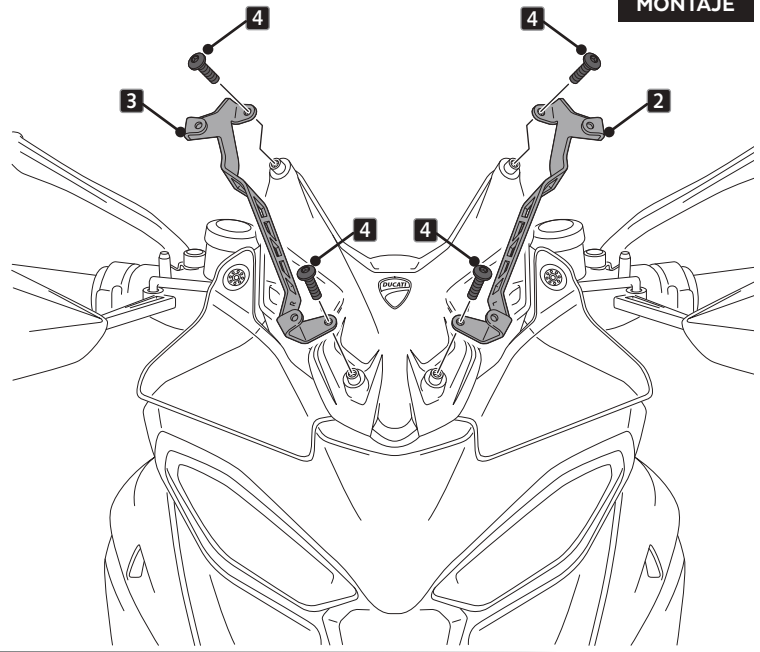
**1**

DISASSEMBLY  
DESMONTAJE



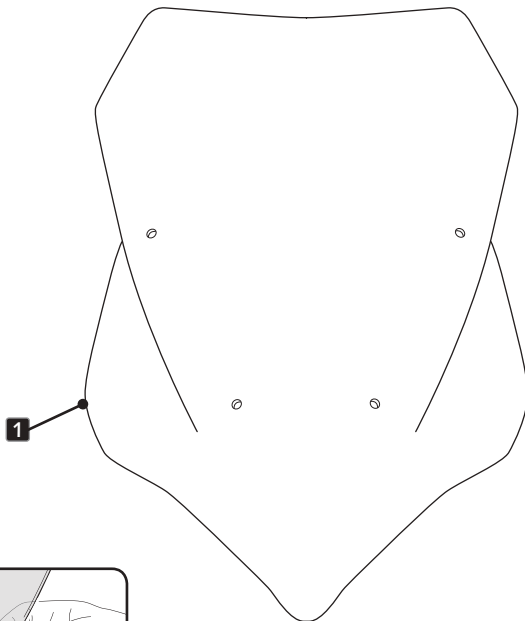
**2**

ASSEMBLY  
MONTAJE



**3**

ASSEMBLY  
MONTAJE



**4**

ASSEMBLY  
MONTAJE

