

HONDA SH125 '20-'21

REF 20642N

KIT INSTALACIÓN DE MALETA PUIG / PUIG BOX INSTALLATION KIT



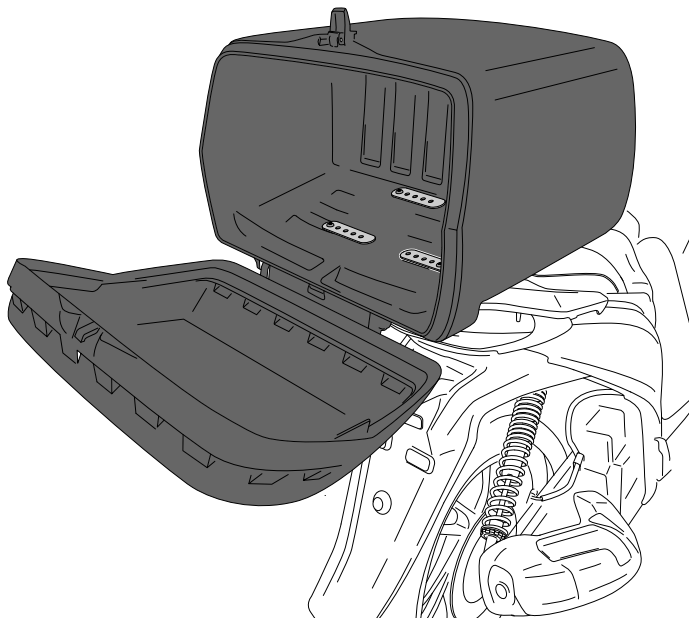
1 Person



30 min



INTERMEDIATE



Accesorio verificado en la configuración básica de la motocicleta. Para modelos con configuraciones extras de fábrica. No podemos asegurar su compatibilidad, salvo consulta previa. Declinamos cualquier eventual reclamación.
Accessory verified in the basic configuration of the motorcycle. For models with extra factory settings. We cannot assure its compatibility, except for prior consultation. We decline any eventual claim.

ID.	PIEZA / PART	DESCRIPCIÓN	DESCRIPTION	QTY.	REF.:
1		Parrilla metálica	Metallic grid	1	PARRILL51-0-0051
2		Tornillo M8x80 DIN912 (Negro)	M8x80 DIN912 black screw	1	TOZN00M80000168
3		Arandela M8 DIN125/A (Negra)	M8 DIN125/A black washer	1	ARANDPD125A-018
4		Casquillo aluminio Ø22x33	Aluminum spacer Ø22x33	1	CASQU492-0-1792
5		Tuerca M6 DIN6923 (Negro)	M6 DIN6923 black nut	4	TUERCAEM6G-0213
6		Arandela M6 DIN9021 (Negro)	M6 DIN9021 black washer	6	ARANDPD9021-037
7		Tornillo M6x20 DIN1001 (Negro)	M6x20 DIN1001 black screw	4	TORNI-I7380-404
8		Tornillo M6x40 negro (Se suministra con la Maleta)	M6x40 black screw (Supplied with the box)	2	---
9		Tuerca M6 DIN985 (Se suministra con la Maleta)	M6 DIN985 nut (Supplied with the box)	2	---
10		Pletina de fijación negra (Se suministra con la Maleta)	Black fixing plate (Supplied with the box)	2	---

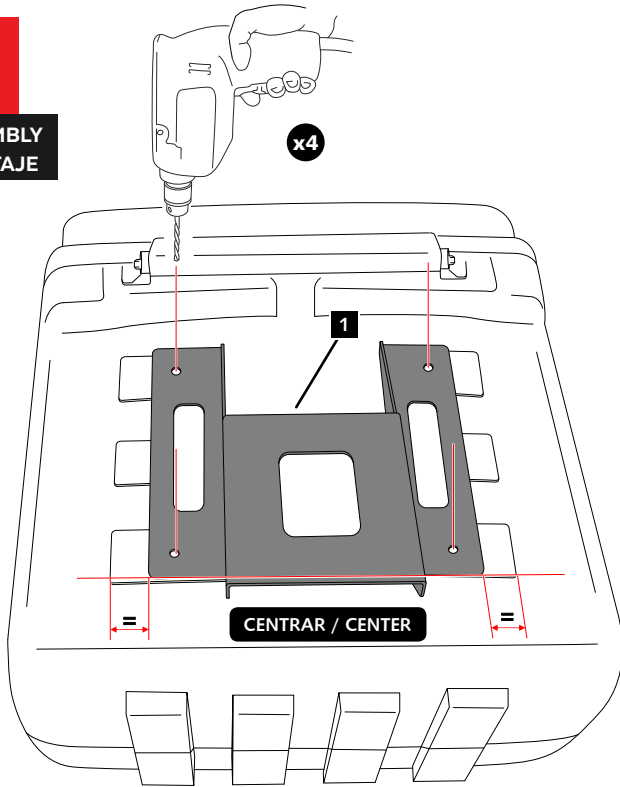
HONDA SH125 '20-'21

REF
20642N

INSTRUCCIONES DE MONTAJE - MOUNTING INSTRUCTIONS - MONTAGEANLEITUNG

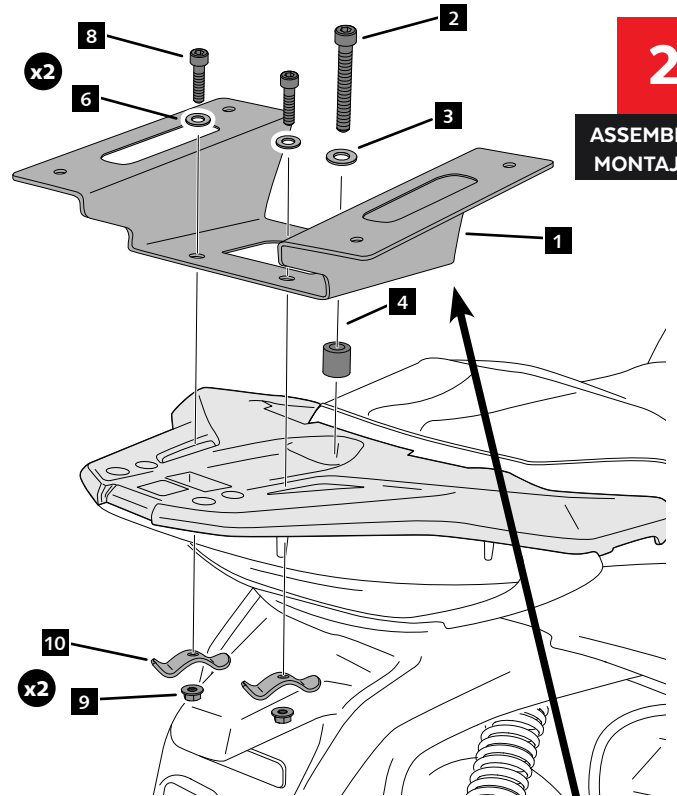
1

ASSEMBLY
MONTAJE



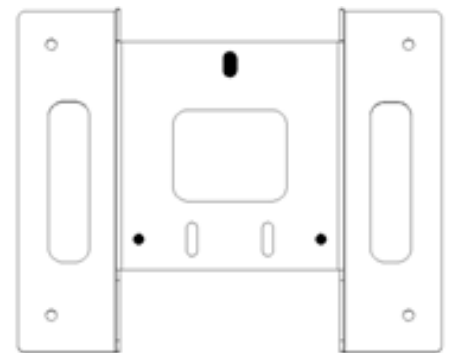
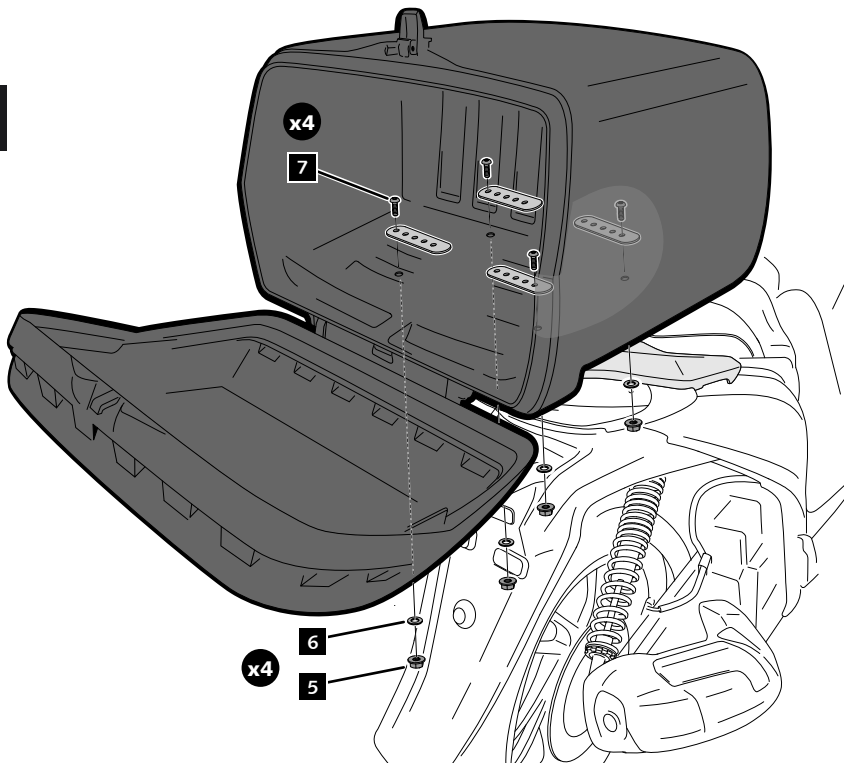
2

ASSEMBLY
MONTAJE



3

ASSEMBLY
MONTAJE



AGUJEROS DE FIJACIÓN / FIXING HOLES