

HONDA FORZA 750 '21-

M O U N T I N G I N S T R U C T I O N S

REF 20574

WINDSHIELD V-TECH TOURING



1 Person



10 min

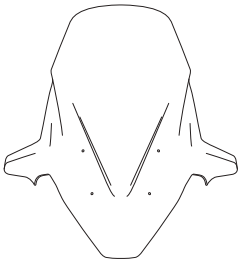





EASY



ALLEN
Nº 5



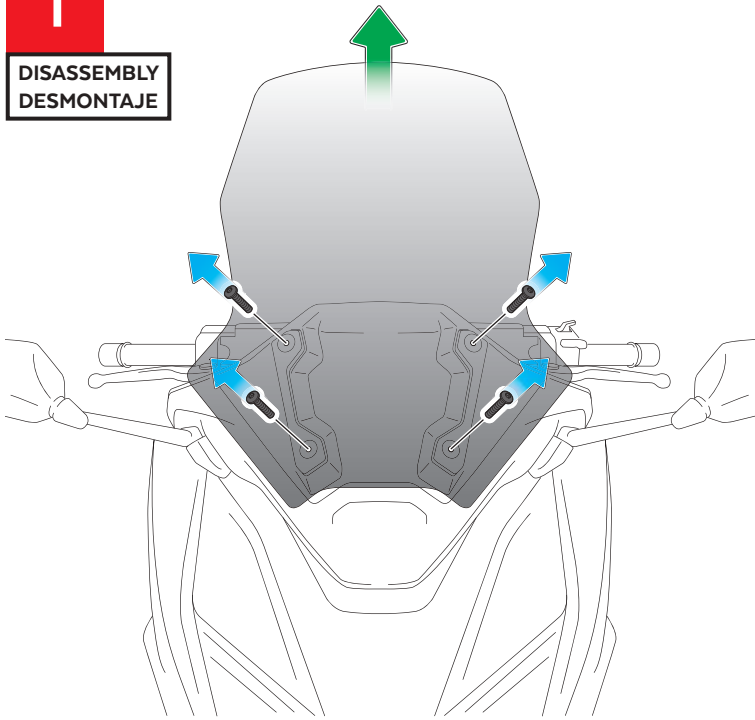
ID	PIEZA/PART	DESCRIPCIÓN	DESCRIPTION	QTY	REF
1		Cúpula TOURING	Touring Screen	1	20574F/H/W/NM3
2		Arandela de Nylon M5	M5 Nylon washer	4	ARNV0000000245
3		Velcro dual lock 35x 12mm (se suministra montada con ID-1)	35x 12mm Velcro dual lock (supplied assembled)	2	VELCRO-25X50---
4		Set adhesivos (se suministra montada con ID-1)	Stickers set (supplied assembled)	1	ADHESI-----268

HONDA FORZA 750 '21-

INSTRUCCIONES DE MONTAJE - MOUNTING INSTRUCTIONS - MONTAGEANLEITUNG

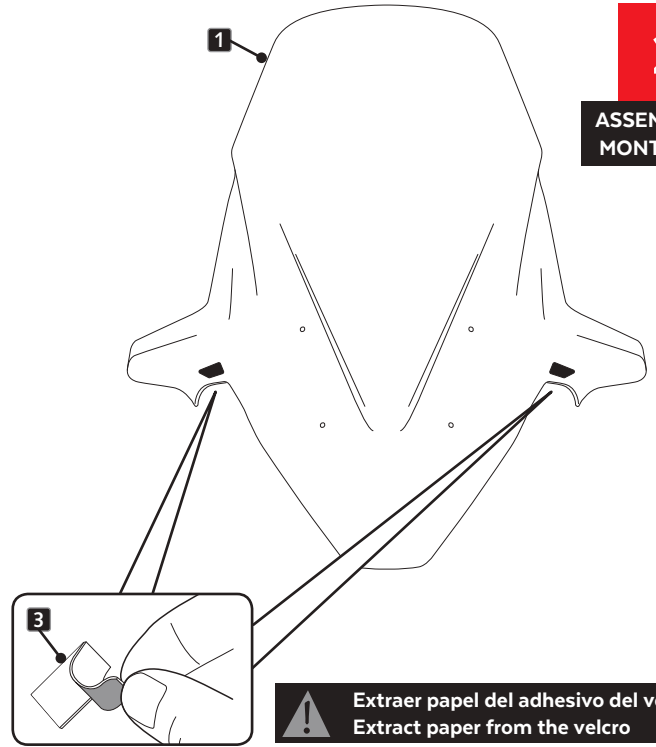
1

DISASSEMBLY
DESMONTAJE



2

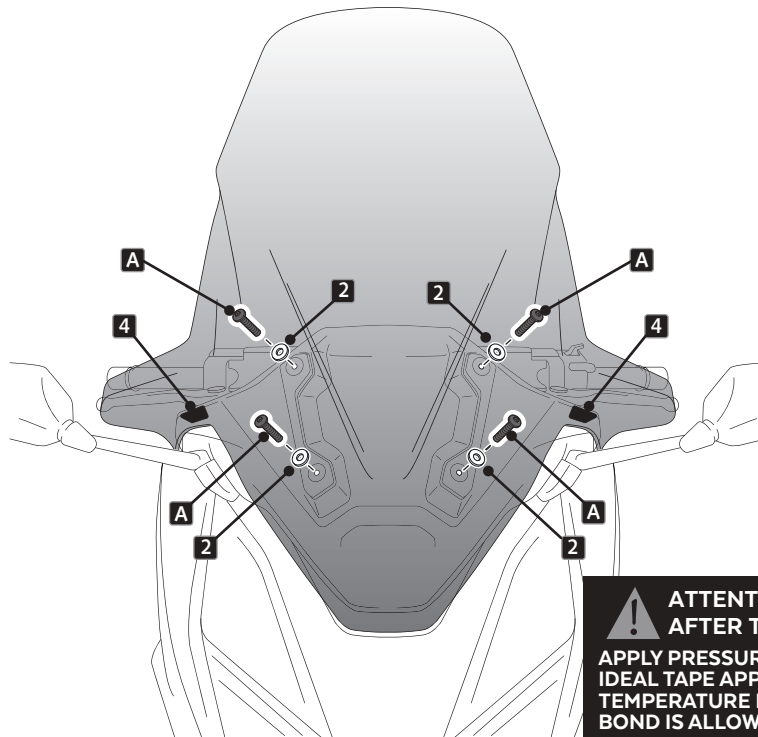
ASSEMBLY
MONTAJE



! Extraer papel del adhesivo del velcro
Extract paper from the velcro

3

ASSEMBLY
MONTAJE



A PIEZA ORIGINAL
ORIGINAL PART

! **ATTENTION !!**
AFTER TIGHTENING ORIGINAL SCREWS,
APPLY PRESSURE ON ADHESIVE AREA FOR 1 MINUT.
IDEAL TAPE APPLICATION IS ACCOMPLISHED WHEN
TEMPERATURE IS BETWEEN 21 °C and 38 °C AND THE
BOND IS ALLOWED TO DWELL 24 HOURS.