

# DUCATI PANNIGALE 1299 '15-'17 / 1199 '12-'15

## M O U N T I N G I N S T R U C T I O N S

REF 20138N

TAPA CARTER IZQUIERDA / LEFT PLUG-OIL COVER



1 Person

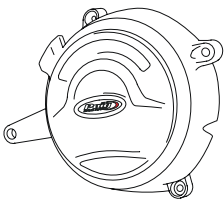
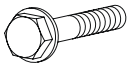


1 hour



EASY



ID.	PIEZA / PART	DESCRIPCIÓN	DESCRIPTION	QTY.	REF.:
1		Tapa cárter izquierda	Left plug-oil cap	1	PT.D01.1
2		Tornillo M6x30 DIN6921	DIN6921 M6x30 screw	4	-

**CONSULTAR EN NUESTRA PAGINA WEB LA DISPONIBILIDAD DEL VIDEO DE MONTAJE DE ESTA REFERENCIA.  
CONSULT OUR WEBSITE THE VIDEO MOUNT AVAILABILITY OF THIS REFERENCE.**

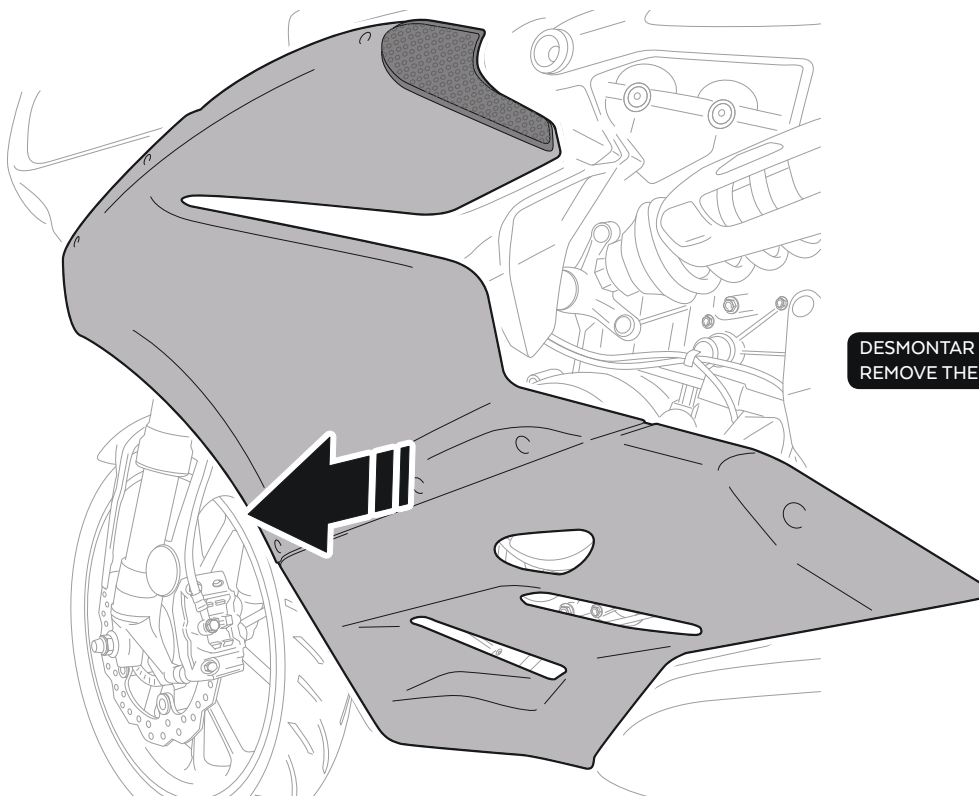


# DUCATI PANNIGALE 1299 '15-'17 / 1199 '12-'15

INSTRUCCIONES DE MONTAJE - MOUNTING INSTRUCTIONS - MONTAGEANLEITUNG

**1**

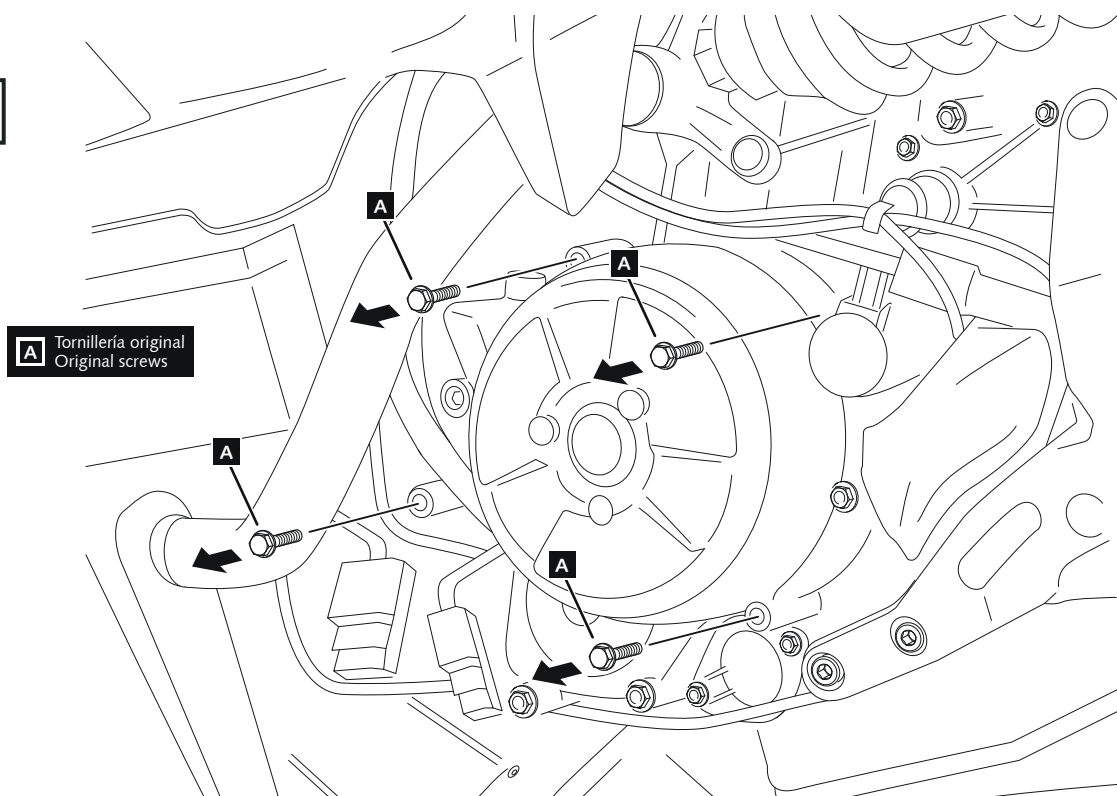
DISASSEMBLY  
DESMONTAJE



DESMONTAR EL CARENADO /  
REMOVE THE COVER

**2**

DISASSEMBLY  
DESMONTAJE



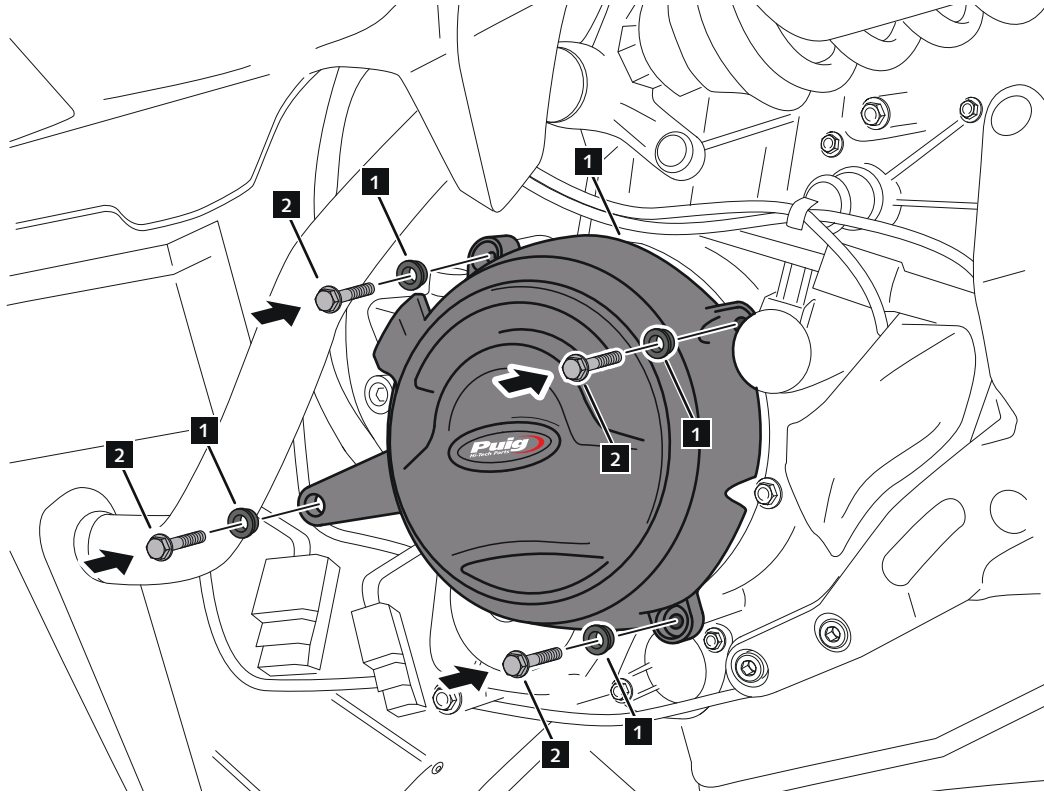
**A** Tornillería original  
Original screws

# DUCATI PANNIGALE 1299 '15-'17 / 1199 '12-'15

INSTRUCCIONES DE MONTAJE - MOUNTING INSTRUCTIONS - MONTAGEANLEITUNG

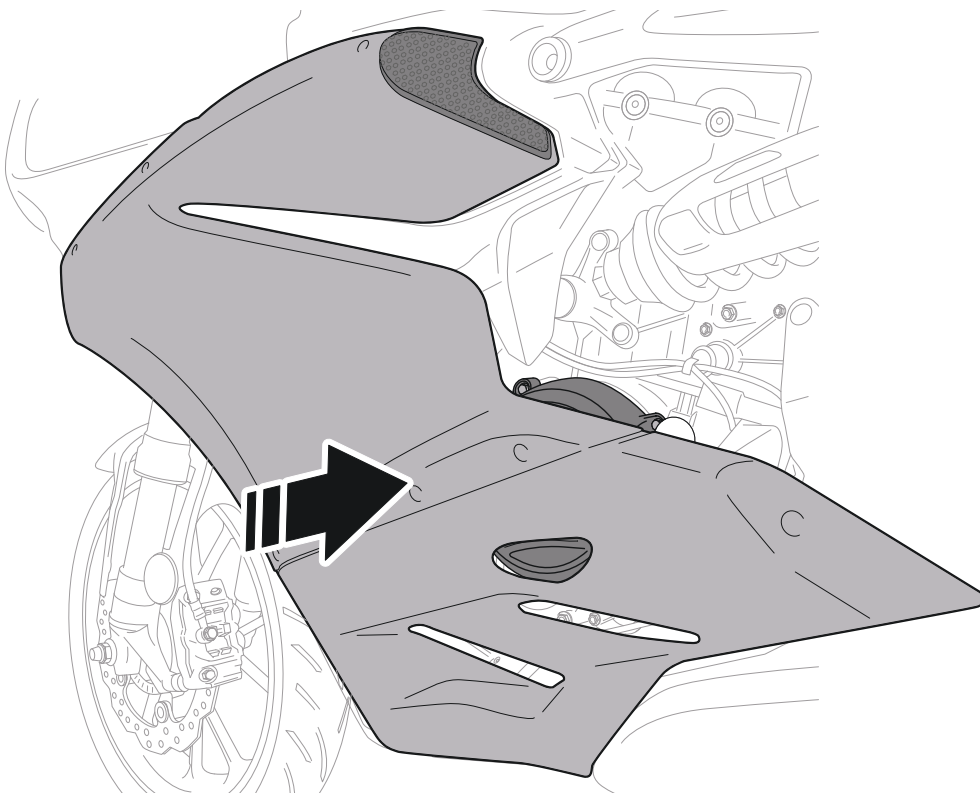
**3**

ASSEMBLY  
MONTAJE



**4**

ASSEMBLY  
MONTAJE



# DUCATI PANNIGALE 1299 '15-'17 / 1199 '12-'15

## M O U N T I N G I N S T R U C T I O N S

REF 20138N

TAPA CARTER DERECHO / RIGHT PLUG-OIL COVER



1 Person



1 hour



EASY



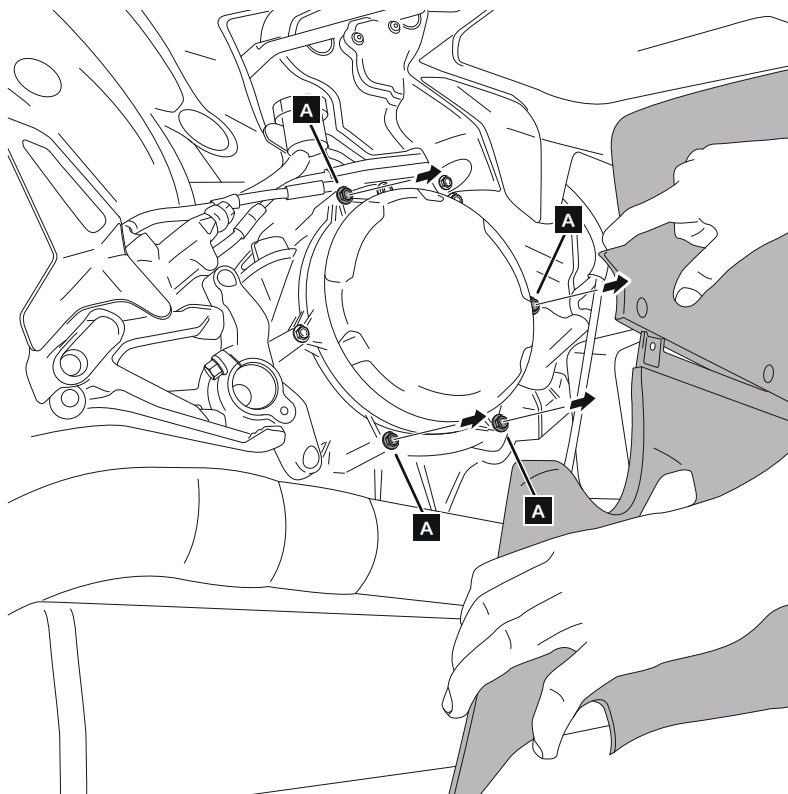
ID.	PIEZA / PART	DESCRIPCIÓN	DESCRIPTION	QTY.	REF.:
1		Tapa cárter derecho	Right plug-oil cap	1	PT.D01.2
2		Tornillo M6x30 DIN6921	M6x30 DIN6921 screw	4	-

# DUCATI PANNIGALE 1299 '15-'17 / 1199 '12-'15

INSTRUCCIONES DE MONTAJE - MOUNTING INSTRUCTIONS - MONTAGEANLEITUNG

**1**

DISASSEMBLY  
DESMONTAJE



**A** Tornillería original  
Original screws

**2**

ASSEMBLY  
MONTAJE

